



GBJ2001 THRU GBJ2010

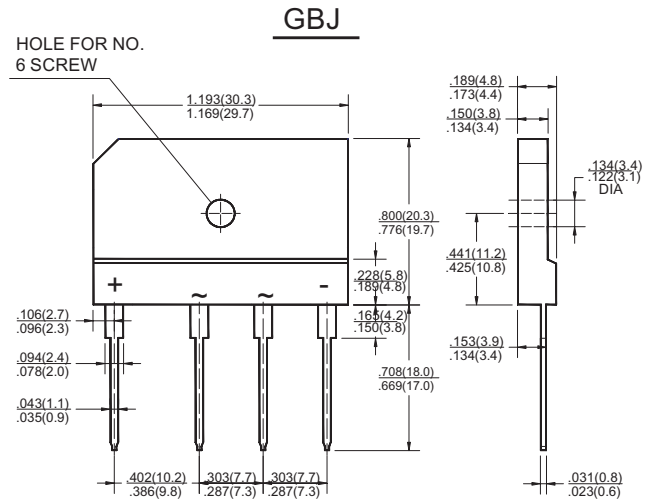
BRIDGE RECTIFIER
 Reverse Voltage: 100 to 1000 Volts
 Forward Current: 20.0 Amps

FEATURES

- Plastic package has Underwriters Laboratory Flammability Classification 94V-0
- Glass passivated chip junction
- High current capability
- Low forward voltage drop
- High temperature soldering guaranteed: 260°C/10 seconds at terminals
- Component in accordance to RoHS 2011/65/EU

MECHANICAL DATA

- Case: GBJ molded plastic body
- Terminals: Plated leads solderable per MIL-STD-750, method 2026
- Mounting Position: Any



Dimensions in inches and (millimeters)

MAXIMUM RATINGS AND ELECTRICAL CHARACTERISTICS

(Rating at 25°C ambient temperature unless otherwise specified. Single phase, half wave, 60Hz, resistive or inductive load. For capacitive load, derate current by 20%.)

	Symbols	GBJ2001	GBJ2002	GBJ2004	GBJ2006	GBJ2008	GBJ2010	Units
Maximum Recurrent Peak Reverse Voltage	V_{RRM}	100	200	400	600	800	1000	Volts
Maximum RMS Voltage	V_{RMS}	70	140	280	420	560	700	Volts
Maximum DC Blocking Voltage	V_{DC}	100	200	400	600	800	1000	Volts
Maximum Average Forward Rectified Current	$I_{(AV)}$	20.0						Amp
Peak Forward Surge Current 8.3ms single half sine-wave superimposed on rated load (JEDEC method)	I_{FSM}	240						Amps
Rating for fusing (t<8.3ms)	I^2t	240						A ² s
Maximum Instantaneous Forward Voltage at 10.0 A DC	V_F	1.1						Volts
Maximum DC Reverse Current at rated DC blocking voltage	$T_A=25^\circ\text{C}$	10						μA
	$T_A=125^\circ\text{C}$	500						μA
Typical thermal resistance	$R_{\theta JA}$	22						C/W
	$R_{\theta JC}$	1.5						
Operating temperature range	T_J	-55 to +150						°C
Storage temperature range	T_{STG}	-55 to +150						°C

RATINGS AND CHARACTERISTIC CURVES GBJ2001 THRU GBJ2010

FIG.1-MAXIMUM FORWARD SURGE CURRENT

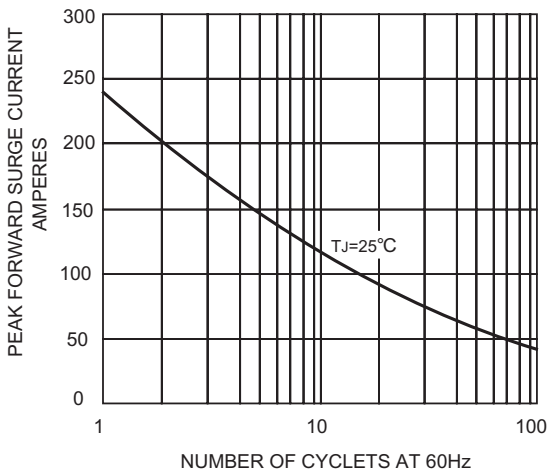


FIG.2-FORWARD CURRENT DERATING CURVE

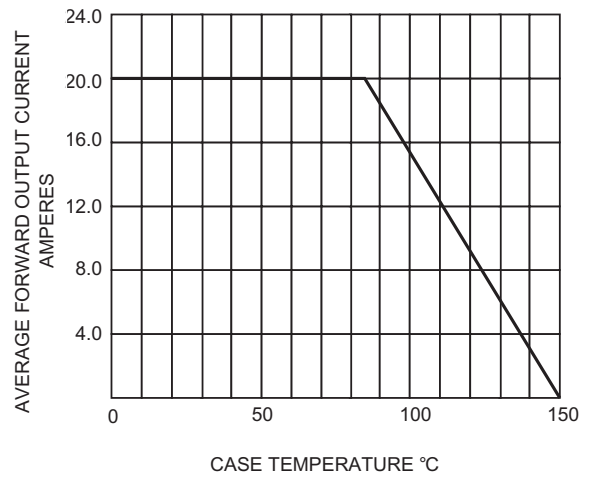


FIG.3-TYPICAL FORWARD CHARACTERISTICS

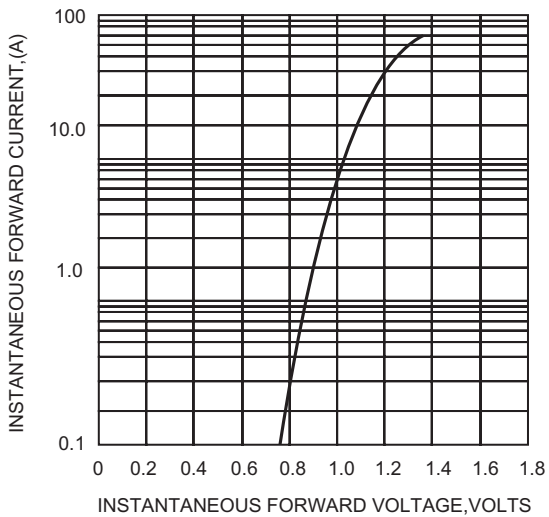


FIG.4 -TYPICAL REVERSE CHARACTERISTICS

