

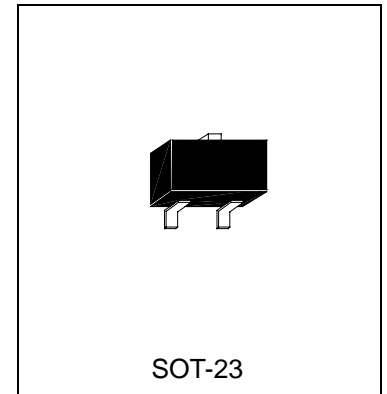


HMBT8599

PNP EPITAXIAL PLANAR TRANSISTOR

Description

Amplifier Transistor



Absolute Maximum Ratings

- Maximum Temperatures
 Storage Temperature -55 ~ +150 °C
 Junction Temperature..... +150 °C Maximum
- Maximum Power Dissipation
 Total Power Dissipation (Ta=25°C) 225 mW
- Maximum Voltages and Currents (Ta=25°C)
 VCBO Collector to Base Voltage -80 V
 VCEO Collector to Emitter Voltage..... -80 V
 VEBO Emitter to Base Voltage..... -5 V
 IC Collector Current -500 mA

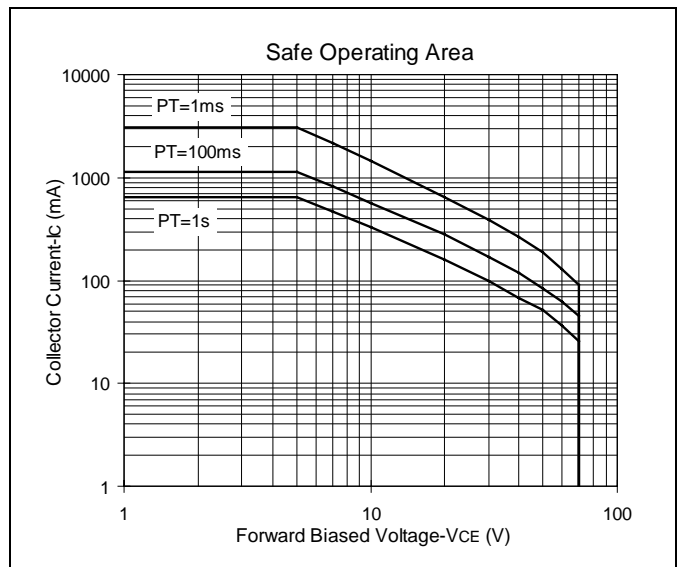
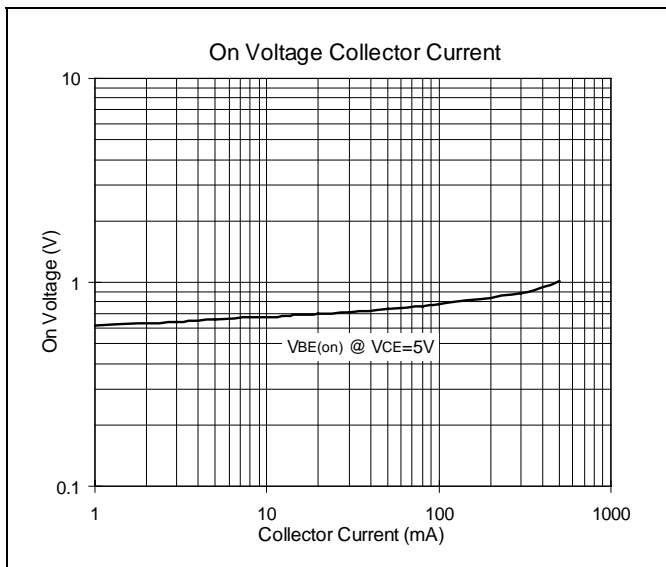
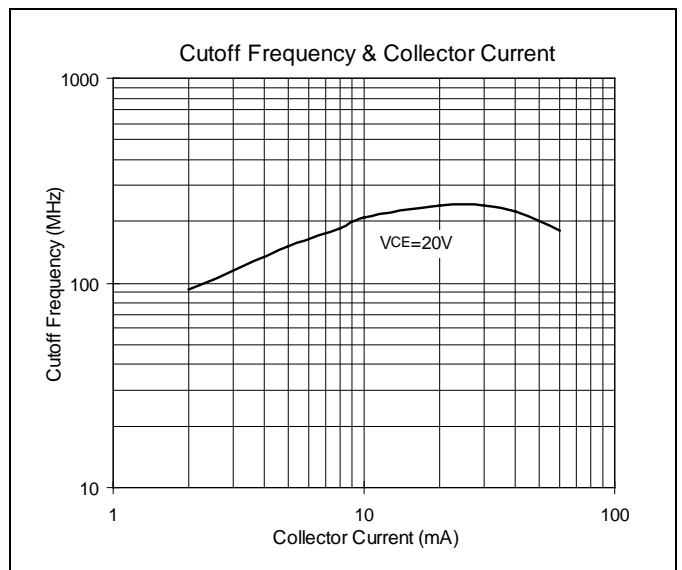
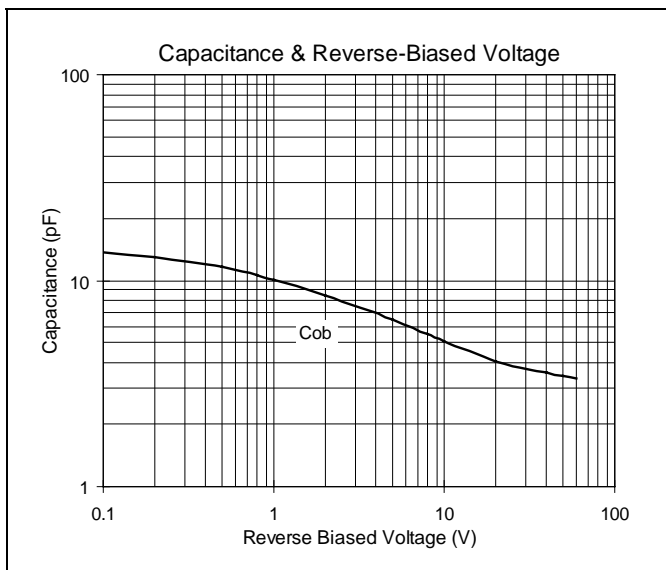
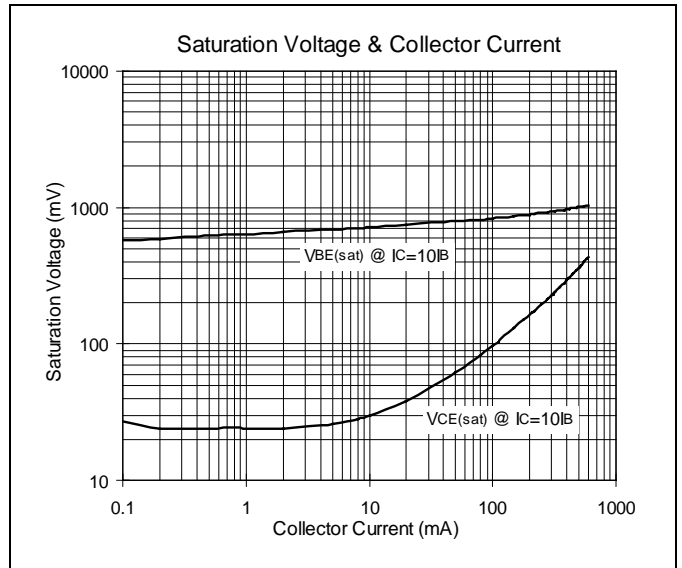
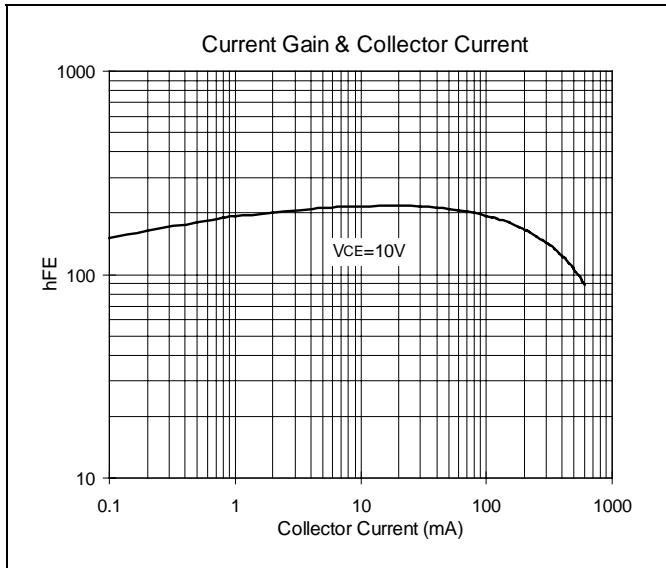
Characteristics (Ta=25°C)

Symbol	Min.	Typ.	Max.	Unit	Test Conditions
BVCBO	-80	-	-	V	IC=-100uA
BVCEO	-80	-	-	V	IC=-10mA
BVEBO	5	-	-	V	IE=-10uA
ICBO	-	-	-100	nA	VCB=-80V
ICEO	-	-	-100	nA	VCE=-60V
IEBO	-	-	-100	nA	VEB=-4V
*VCE(sat)1	-	-	-400	mV	IC=-100mA, IB=-5mA
*VCE(sat)2	-	-	-300	mV	IC=-100mA, IB=-10mA
VBE(on)	-600	-	-800	mV	VCE=-5V, IC=-10mA
*hFE1	100	-	300		VCE=-5V, IC=-1mA
*hFE2	100	-	-		VCE=-5V, IC=-10mA
*hFE3	75	-	-		VCE=-5V, IC=-100mA
fT	150	-	-	MHz	VCE=-5V, IC=-10mA
Cob	-	-	4.5	pF	VCB=-10V, f=1MHz

*Pulse Test: Pulse Width ≤380us, Duty Cycle≤2%

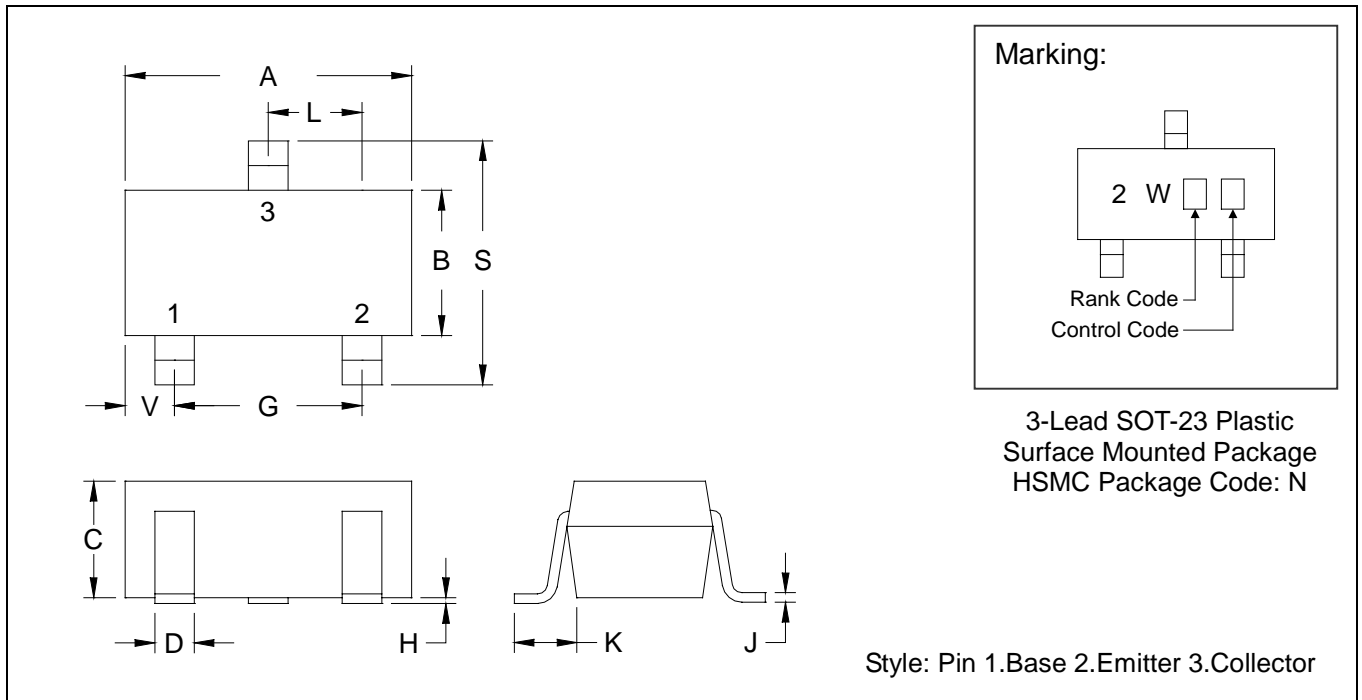


Characteristics Curve





SOT-23 Dimension



*: Typical

DIM	Inches		Millimeters		DIM	Inches		Millimeters	
	Min.	Max.	Min.	Max.		Min.	Max.	Min.	Max.
A	0.1102	0.1204	2.80	3.04	J	0.0034	0.0070	0.085	0.177
B	0.0472	0.0630	1.20	1.60	K	0.0128	0.0266	0.32	0.67
C	0.0335	0.0512	0.89	1.30	L	0.0335	0.0453	0.85	1.15
D	0.0118	0.0197	0.30	0.50	S	0.0830	0.1083	2.10	2.75
G	0.0669	0.0910	1.70	2.30	V	0.0098	0.0256	0.25	0.65
H	0.0005	0.0040	0.013	0.10					

- Notes: 1.Dimension and tolerance based on our Spec. dated Sep. 07,1997.
 2.Controlling dimension: millimeters.
 3.Maximum lead thickness includes lead finish thickness, and minimum lead thickness is the minimum thickness of base material.
 4.If there is any question with packing specification or packing method, please contact your local HSMC sales office.

Material:

- Lead: 42 Alloy; solder plating
- Mold Compound: Epoxy resin family, flammability solid burning class: UL94V-0

Important Notice:

- All rights are reserved. Reproduction in whole or in part is prohibited without the prior written approval of HSMC.
- HSMC reserves the right to make changes to its products without notice.
- **HSMC semiconductor products are not warranted to be suitable for use in Life-Support Applications, or systems.**
- HSMC assumes no liability for any consequence of customer product design, infringement of patents, or application assistance.

Head Office And Factory:

- **Head Office** (Hi-Sincerity Microelectronics Corp.): 10F.,No. 61, Sec. 2, Chung-Shan N. Rd. Taipei Taiwan R.O.C.
 Tel: 886-2-25212056 Fax: 886-2-25632712, 25368454
- **Factory 1:** No. 38, Kuang Fu S. Rd., Fu-Kou Hsin-Chu Industrial Park Hsin-Chu Taiwan. R.O.C
 Tel: 886-3-5983621~5 Fax: 886-3-5982931