

January 16, 1998

TEL:805-498-2111 FAX:805-498-3804 WEB:http://www.semtech.com

SUPERFAST RECOVERY, PCB MOUNTING, 1-PHASE FULL WAVE BRIDGE RECTIFIER ASSEMBLIES

QUICK REFERENCE DATA

- Low forward voltage drop
- Low reverse leakage current
- Subminiature design for pcb applications
- V_{RWM} up to 3000V
- Pcb mounting

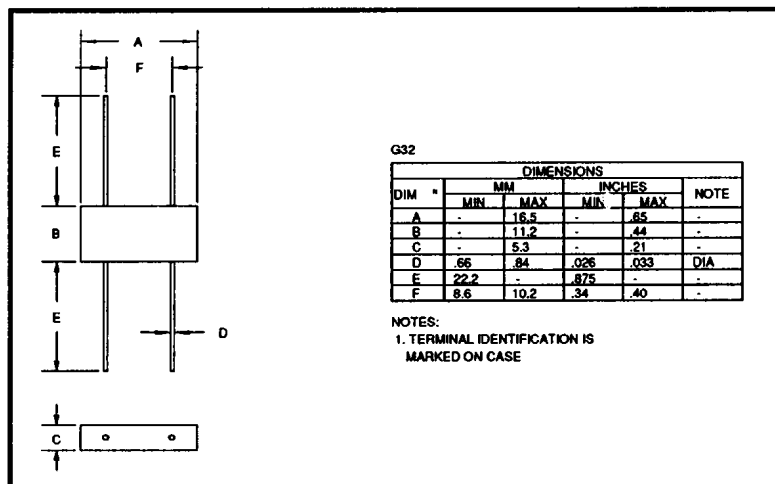
- $V_R = 50V - 150V$
- $I_F = 1.0A$
- $I_R = 2.0 \mu A$
- $t_{rr} = 30nS$

ABSOLUTE MAXIMUM RATINGS & CHARACTERISTICS

Device Type	Working Reverse Voltage V_{RWM}	Average Rectified Current $I_F(AV)$		Repetitive Surge Current I_{FRM}	Reverse Leakage Current $I_R @ V_{RWM}$		Forward Voltage drop / leg $V_F @ 1.5A$	Reverse Recovery Time t_{rr}
		@ 55 °C	@ 100 °C	@ 25°C	@ 25°C	@ 100°C	@ 25°C	@ 25°C
		Volts	amps	amps	amps	μA	μA	Volts
SBR05FF	50	1.0	0.3	14	2.0	100	1.2	30
SBR10FF	100	1.0	0.3	14	2.0	100	1.2	30
SBR15FF	150	1.0	0.3	14	2.0	100	1.2	30

¹ Measured on discrete devices prior to assembly

MECHANICAL



January 16, 1998

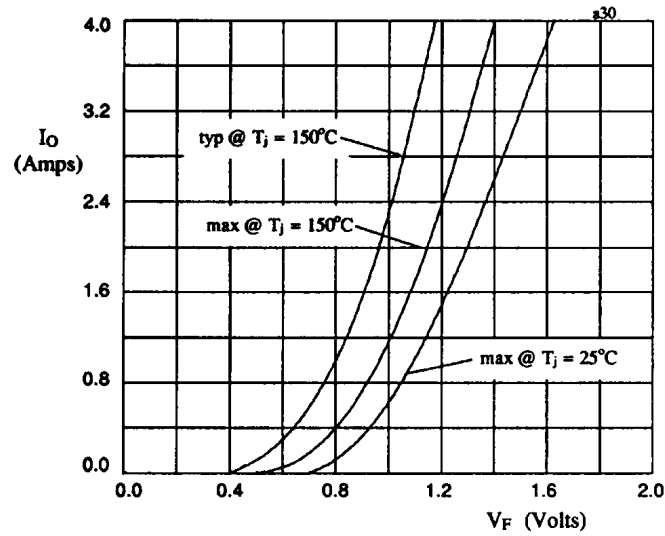


Fig 1. Forward voltage drop against output current per leg

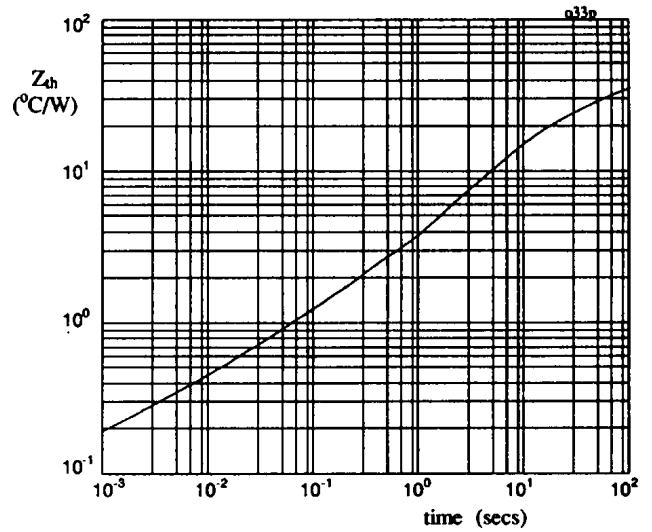


Fig 2. Transient thermal impedance characteristic per leg

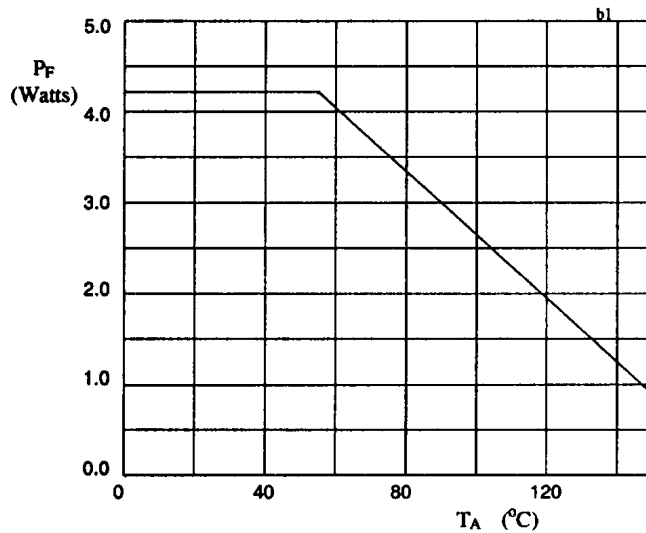


Fig 3. Power derating characteristics when p.c.b mounted