



ZIBO MICRO COMMERCIAL  
COMPONENTS CORP.



ADD:ZhangLiu Road No.6  
Zhangdian Zibo Shandong  
P.C.:255000  
Tel:+86-533-3032000/3032025  
Fax:+86-533-3112884

# SMA2EZ5.1D5 THRU SMA2EZ75D5

## Features

- Lead Free Finish/Rohs Compliant (Note1) ("P"Suffix designates Compliant. See ordering information)
- Glass Passivated Junction
- Excellent Clamping Capability
- Built-in Strain Relief
- Low Inductance
- Halogen free available upon request by adding suffix "-HF"

**2 W Glass Passivated  
Junction Silicon  
Zener Diode  
5.1-75 Volts**

## Mechanical Data

- Epoxy meets UL 94 V-0 flammability rating
- Moisture Sensitivity Level 1
- TERMINALS : Solder plated, solderable per MIL-STD-750, method 2026
- POLARITY : Color band denotes positive end (cathode)

**DO-214AC  
(SMA) (LEAD FRAME)**

DIMENSIONS					
DIM	INCHES		MM		NOTE
	MIN	MAX	MIN	MAX	
A	.079	.096	2.00	2.44	
B	.060	.064	1.27	1.63	
C	.002	.008	.05	.20	
D	---	.02	---	.51	
E	.030	.060	.76	1.52	
F	.065	.091	1.65	2.32	
G	.189	.220	4.80	5.59	
H	.157	.181	4.00	4.60	
J	.090	.115	2.25	2.92	

**SUGGESTED SOLDER  
PAD LAYOUT**

## Maximum Ratings @ 25°C Unless Otherwise Specified

Steady Power Dissipation (Note 2) Derate above 75°C	<b>P<sub>D</sub></b>	<b>2 36</b>	<b>Watts mW/°C</b>
Peak Forward Surge Current 8.3ms single half sine-wave superimposed on rated load (JEDEC Method) (Note 3)	<b>I<sub>FSM</sub></b>	<b>15</b>	<b>Amps</b>
Operating And Storage Temperature Range	<b>T<sub>J</sub>, T<sub>STG</sub></b>	<b>-55°C to +150°C</b>	

- NOTES: 1. High Temperature Solder Exemptions Applied, see EU Directive Annex 7.  
2. Mounted on 5.0mm<sup>2</sup>(.013mm thick) land areas.  
3. Measured on 8.3ms, single half sine-wave or equivalent square wave, duty cycle = 4 pulses per minute maximum.

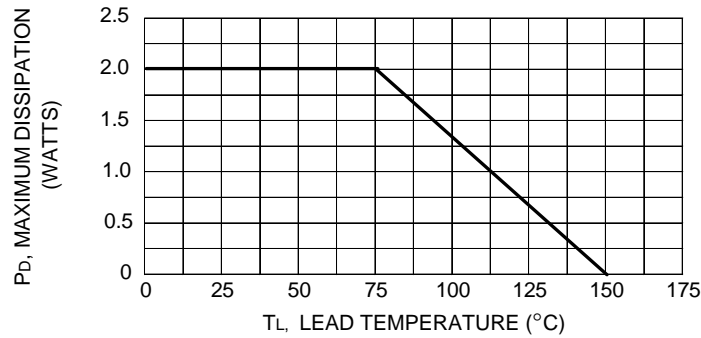
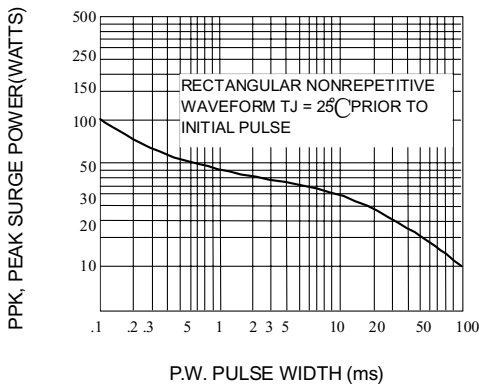
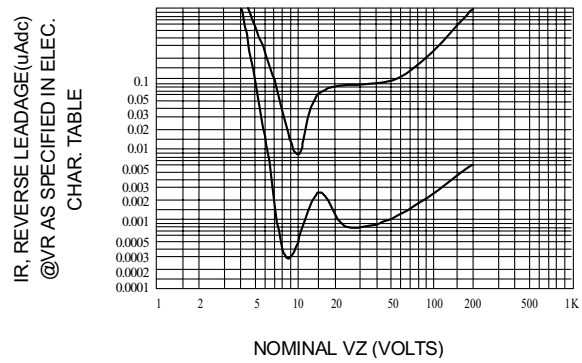
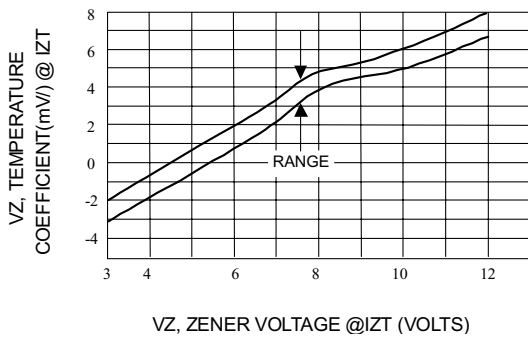
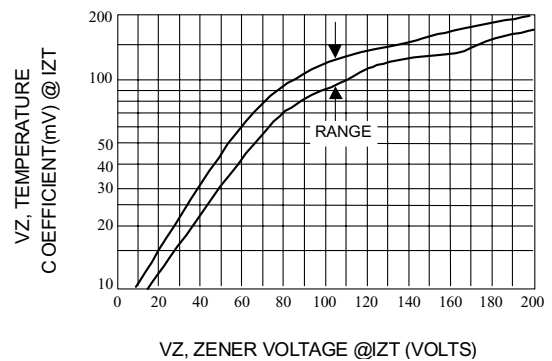
**SMA2EZ5.1D5 THRU SMA2EZ75D5**

ELECTRICAL CHARACTERISTICS( $T_A=25^{\circ}\text{C}$  unless otherwise noted) $V_F=1.5\text{V}$  max, $I_F=200\text{mA}$  for all types.

Type No. (Note 1.)	Nominal Zener Voltage $V_Z$ @ $I_{ZT}$ Volts (Note 2.)	Test Current $I_{ZT}$ mA	Maximum Zener Impedance (Note 3)			Leakage Current		Maximum Zener Current $I_{ZM}$ mA	Surge Current @ $T_A=25$ $I_{ZSM}$ -A (Note 4.)	Device Marking
			$Z_{ZT}$ @ $I_{ZT}$	$Z_{ZK}$ @ $I_{ZK}$	$I_{ZK}$	$I_R$	$V_R$			
			Ohms	Ohms	mA	uA Max	Volts			
SMA2EZ5.1D5	5.1	98.0	3.5	600	1	5	1	356	3.5	2E5.1/2C5V1
SMA2EZ5.6D5	5.6	89.5	2.5	500	1	5	2	324	3.3	2E5.6/2C5V6
SMA2EZ6.2D5	6.2	80.5	1.5	700	1	5	3	292	3.1	2E6.2/2C6V2
SMA2EZ6.8D5	6.8	73.5	2	700	1	5	4	266	2.9	2E6.8/2C6V8
SMA2EZ7.5D5	7.5	66.5	2	700	0.5	5	5	242	2.66	2E7.5/2C7V5
SMA2EZ8.2D5	8.2	61	2.3	700	0.5	5	6	220	2.44	2E8.2/2C8V2
SMA2EZ9.1D5	9.1	55	2.5	700	0.5	3	7	200	2.2	2E9.1/2C9V1
SMA2EZ10D5	10	50	3.5	700	0.25	3	7.6	182	2.0	2E10/2C10
SMA2EZ11D5	11	45.5	4	700	0.25	1	8.4	166	1.82	2E11/2C11
SMA2EZ12D5	12	41.5	4.5	700	0.25	1	9.1	152	1.66	2E12/2C12
SMA2EZ13D5	13	38.5	5	700	0.25	0.5	9.9	138	1.54	2E13/2C13
SMA2EZ14D5	14	35.7	5.5	700	0.25	0.5	10.6	130	1.43	2E14/2C14
SMA2EZ15D5	15	33.4	7	700	0.25	0.5	11.4	122	1.33	2E15/2C15
SMA2EZ16D5	16	31.2	8	700	0.25	0.5	12.2	114	1.25	2E16/2C16
SMA2EZ17D5	17	29.4	9	750	0.25	0.5	13	107	1.18	2E17/2C17
SMA2EZ18D5	18	27.8	10	750	0.25	0.5	13.7	100	1.11	2E18/2C18
SMA2EZ19D5	19	26.3	11	750	0.25	0.5	14.4	95	1.05	2E19/2C19
SMA2EZ20D5	20	25	11	750	0.25	0.5	15.2	90	1	2E20/2C20
SMA2EZ22D5	22	22.8	12	750	0.25	0.5	16.7	82	0.91	2E22/2C22
SMA2EZ24D5	24	20.8	13	750	0.25	0.5	18.2	76	0.83	2E24/2C24
SMA2EZ27D5	27	18.5	18	750	0.25	0.5	20.6	68	0.74	2E27/2C27
SMA2EZ30D5	30	16.6	20	1000	0.25	0.5	22.5	60	0.67	2E30/2C30
SMA2EZ33D5	33	15.1	23	1000	0.25	0.5	25.1	55	0.61	2E33/2C33
SMA2EZ36D5	36	13.9	25	1000	0.25	0.5	27.4	50	0.56	2E36/2C36
SMA2EZ39D5	39	12.8	30	1000	0.25	0.5	29.7	47	0.51	2E39/2C39
SMA2EZ43D5	43	11.6	35	1500	0.25	0.5	32.7	43	0.45	2E43/2C43
SMA2EZ47D5	47	10.6	40	1500	0.25	0.5	35.8	39	0.42	2E47/2C47
SMA2EZ51D5	51	9.8	48	1500	0.25	0.5	38.8	36	0.39	2E51/2C51
SMA2EZ56D5	56	9	55	2000	0.25	0.5	42.6	32	0.36	2E56/2C56
SMA2EZ62D5	62	8.1	60	2000	0.25	0.5	47.1	29	0.32	2E62/2C62
SMA2EZ68D5	68	7.4	75	2000	0.25	0.5	51.7	27	0.29	2E68/2C68
SMA2EZ75D5	75	6.7	90	2000	0.25	0.5	56	24	0.27	2E75/2C75

**Notes:**

1. TOLERANCES - Suffix indicates 5% tolerance any other tolerance will be considered as a special device.
2. ZENER VOLTAGE ( $V_Z$ ) MEASUREMENT - guarantees the zener voltage when measured at 40 ms from the diode body, and an ambient temperature of 25 centigrade degrees.
3. ZENER IMPEDANCE ( $Z_Z$ ) DERIVATION - The zener impedance is derived from the 60 cycle ac voltage, which results when an ac current having an rms value equal to 10% of the dc zener current ( $I_{ZT}$  or  $I_{ZK}$ ) is superimposed on  $I_{ZT}$  or  $I_{ZK}$
4. SURGE CURRENT ( $I_{ZSM}$ ) NON-REPETITIVE - The rating listed in the electrical characteristics table is maximum peak, non-repetitive, reverse surge current of 1/2 square wave or equivalent sine wave pulse of 1/120 second duration superimposed on the test current,  $I_{ZT}$ , per JEDEC standards, however, actual device capability is as described in Figure 3.

**RATING AND CHARACTERISTICS CURVES**
**SMA2EZ5.1 D5 THRU SMA2EZ75D5**
**ZIBO MICRO COMMERCIAL  
COMPONENTS CORP.**

**Fig. 1-POWER TEMPERATURE DERATING CURVE**

**Fig. 2-MAXIMUM SURGE POWER**

**Fig. 3-TYPICAL REVERSE LEAKAGE**

**Fig. 4-UNITS 3.9 TO 12 VOLTS**

**Fig. 5-UNITS 10 TO 200 VOLTS**

RATING AND CHARACTERISTICS CURVES  
SMA2EZ5.1 D5 THRU SMA2EZ75D5



ZIBO MICRO COMMERCIAL  
COMPONENTS CORP.

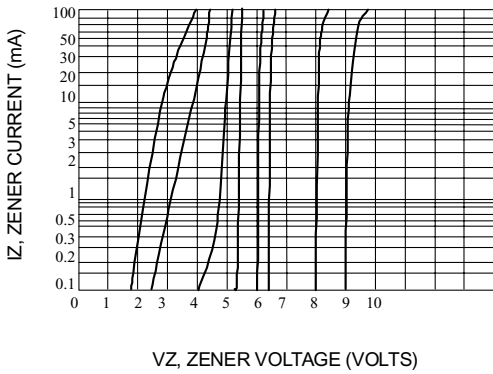


Fig. 6-VZ = 3.9 THRU 10 VOLTS

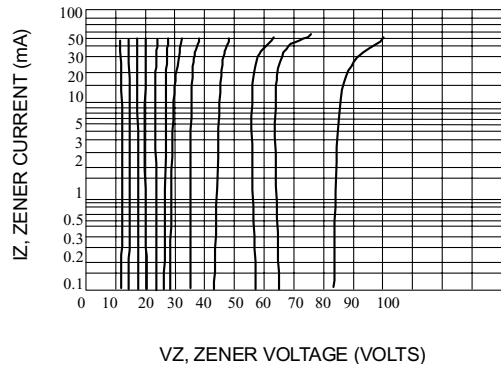


Fig. 7-VZ = 12 THRU 82 VOLTS

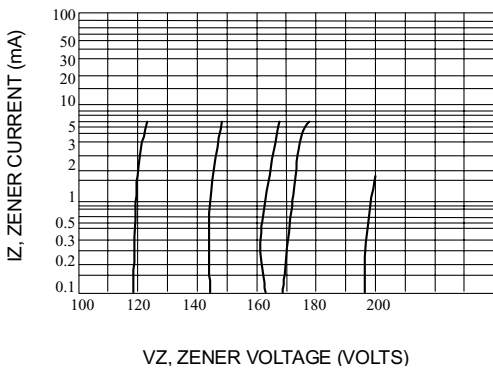


Fig. 8-VZ = 100 THRU 200 VOLTS

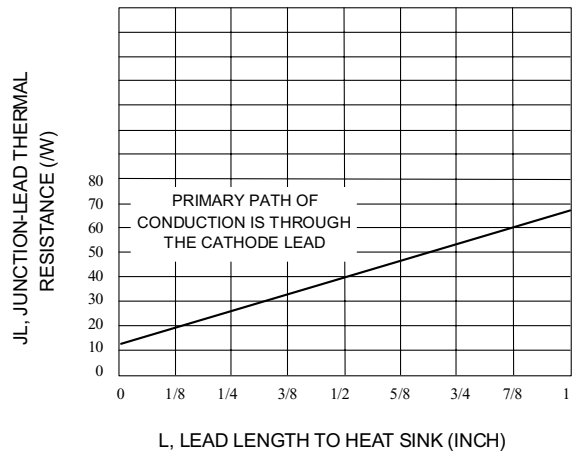


Fig. 9-TYPICAL THERMAL RESISTANCE



ZIBO MICRO COMMERCIAL  
COMPONENTS CORP.

### Ordering Information :

Device	Packing
Part Number-TP	Tape&Reel: 7.5Kpcs/Reel

Note : Adding "-HF" suffix for halogen free, eg. Part Number-TP-HF

**\*\*\*LIFE SUPPORT\*\*\***

ZBMCC's products are not authorized for use as critical components in life support devices or systems without the express written approval of ZiBo Micro Commercial Components Corp.

**\*\*\*CUSTOMER AWARENESS\*\*\***

Counterfeiting of semiconductor parts is a growing problem in the industry. ZiBo Micro Commercial Components Corp. is taking strong measures to protect ourselves and our customers from the proliferation of counterfeit parts. ZBMCC strongly encourages customers to purchase ZBMCC parts either directly from ZBMCC or from Authorized ZBMCC Distributors who are listed by country on our web page cited below. Products customers buy either from ZBMCC directly or from Authorized ZBMCC Distributors are genuine parts, have full traceability, meet ZBMCC's quality standards for handling and storage. ZBMCC will not provide any warranty coverage or other assistance for parts bought from Unauthorized Sources. ZBMCC is committed to combat this global problem and encourage our customers to do their part in stopping this practice by buying direct or from authorized distributors.