

Surface Mount Fuse, PTC, 1812 footprint, 4.6 x 3.2 mm, 60 VDC



6.0 - 60.0VDC · 0.1 - 2.6A

See below:

[Approvals and Compliances](#)

### Description

- 100% compatible with the PFMD type  
 Directly solderable on printed circuit boards

### Applications

- Hard disk drives
- PC motherboards
- PC peripherals
- PCMCIA cards
- USB port protection

### Weblinks

[pdf data sheet](#), [html datasheet](#), [General Product Information](#), [Distributor-Stock-Check](#), [Detailed request for product](#)

### Technical Data

V max	6.0 - 60.0VDC	Soldering Methods	Reflow
I max	10 - 100A		<a href="#">Soldering Profile</a>
I hold	0.1 - 2.6A	Solderability	245 °C / 3 sec
Attachment	PCB, SMT	Resistance to Soldering Heat	260 °C / 10 sec
Allowable Operation Temperature	-40 °C to 85 °C	Moisture Sensitivity Level	MSL 1, J-STD-020
Material: Terminals	Electroless Nickel under Immersion Gold	Passing Aging	+85 °C, 1000 Hours -> +/- 5% Typical Resistance Change
Weight	0.025 g	Humidity Aging	+85 °C, 85% r.h., 1000 Hours -> +/- 5% Typical Resistance Change
Storage Conditions	0 °C to 40 °C, max. 70% r.h.	Thermal Shock	+85 °C to -40 °C, 20 Times -> +/- 10% Typical Resistance Change
Product Marking	I hold, Data Code	Vibration	MIL-STD-883C, Method 2007.1, Test Condition A
		Resistance to Solvents	MIL-STD-202, Method 215

### Approvals and Compliances



Detailed information on product approvals, code requirements, usage instructions and detailed test conditions can be looked up in [Details about Approvals](#)

SCHURTER products are designed for use in industrial environments. They have approvals from independent testing bodies according to national and international standards. Products with specific characteristics and requirements such as required in the automotive sector according to IATF 16949, medical technology according to ISO 13485 or in the aerospace industry can be offered exclusively with customer-specific, individual agreements by SCHURTER.

### Approvals

The approval mark is used by the testing authorities to certify compliance with the safety requirements placed on electronic products.

Approval Reference Type: PFMF

Approval Logo	Certificates	Certification Body	Description
	<a href="#">TUEV Approvals</a>	TUEV	Technischer Überwachungsverein
	<a href="#">UL Approvals</a>	UL	UL File Number: E172175

**Product standards**

Product standards that are referenced

Organization	Design	Standard	Description
	Designed according to	62319-1-1	Polymeric thermistors. Part 1-1: Current limiting application
	Designed according to	IEC 62319-1-1	Miniature fuses. Part 2. Cartridge fuse links
	Designed according to	UL 1434	Thermistor-type devices
	Designed according to	CSA 22.2 No. 0 TIL No. CA-3A	General requirements - Canadian electrical code, part II






**Application standards**

Application standards where the product can be used


Organization	Design	Standard	Description
	Designed for applications acc.	IEC/UL 62368-1	Audio/video, information and communication technology equipment - Part 1: Safety requirements


**Compliances**

The product complies with following Guide Lines

Identification	Details	Initiator	Description
	<a href="#">CE declaration of conformity</a>	SCHURTER AG	The CE marking declares that the product complies with the applicable requirements laid down in the harmonisation of Community legislation on its affixing in accordance with EU Regulation 765/2008.
	<a href="#">UKCA declaration of conformity</a>	SCHURTER AG	The UKCA marking declares that the product complies with the applicable requirements laid down in the British Amendment of Regulation (EC) 765/2008.
	RoHS	SCHURTER AG	Directive RoHS 2011/65/EU, Amendment (EU) 2015/863
	China RoHS	SCHURTER AG	The law SJ / T 11363-2006 (China RoHS) has been in force since 1 March 2007. It is similar to the EU directive RoHS.
	REACH	SCHURTER AG	On 1 June 2007, Regulation (EC) No 1907/2006 on the Registration, Evaluation, Authorization and Restriction of Chemicals 1 (abbreviated as "REACH") entered into force.

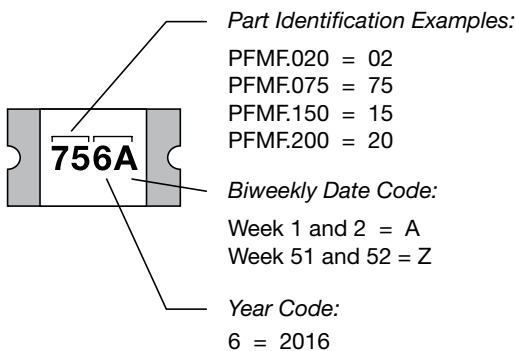
**Dimension [mm]**

 4.6 mm

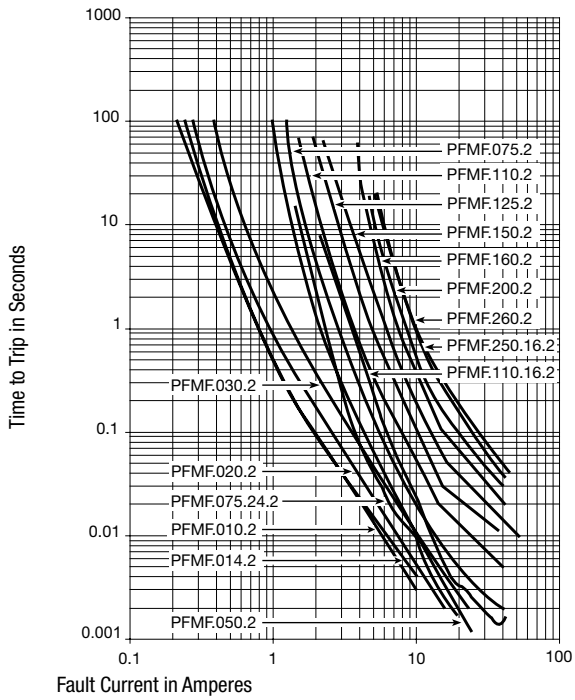


Soldering pads

**Part marking**



Time-Current-Curves



Dimensions

A min [mm]	A max [mm]	B min [mm]	B max [mm]	C min [mm]	C max [mm]	D min [mm]	Order Number
4.37	4.73	3.07	3.41	0.7	1.1	0.3	PFMF.010.2
4.37	4.73	3.07	3.41	0.7	1.1	0.3	PFMF.014.2
4.37	4.73	3.07	3.41	0.7	1.1	0.3	PFMF.020.2
4.37	4.73	3.07	3.41	0.7	1.1	0.3	PFMF.030.2
4.37	4.73	3.07	3.41	0.55	0.85	0.3	PFMF.050.2
4.37	4.73	3.07	3.41	0.55	0.85	0.3	PFMF.075.2
4.37	4.73	3.07	3.41	0.55	0.85	0.3	PFMF.075.24.2
4.37	4.73	3.07	3.41	0.45	0.85	0.3	PFMF.110.2
4.37	4.73	3.07	3.41	0.45	0.85	0.3	PFMF.110.16.2
4.37	4.73	3.07	3.41	0.55	0.85	0.3	PFMF.125.2
4.37	4.73	3.07	3.41	0.55	0.85	0.3	PFMF.150.2
4.37	4.73	3.07	3.41	0.55	0.85	0.3	PFMF.160.2
4.37	4.73	3.07	3.41	0.55	0.85	0.3	PFMF.200.2
4.37	4.83	3.07	3.41	0.7	1.6	0.3	PFMF.250.16.2
4.37	4.73	3.07	3.41	0.48	0.85	0.3	PFMF.260.2

Most Popular.

Availability for all products can be searched real-time: <https://www.schurter.com/en/Stock-Check/Stock-Check-SCHURTER>

Thermal Derating Chart Ihold [A]

Order Number	-40 °C	-20 °C	0 °C	23 °C	40 °C	50 °C	60 °C	70 °C	85 °C	Order Number
PFMF.010.2	0.16	0.14	0.12	0.1	0.08	0.07	0.06	0.05	0.03	PFMF.010.2
PFMF.014.2	0.23	0.19	0.17	0.14	0.12	0.1	0.09	0.08	0.06	PFMF.014.2
PFMF.020.2	0.29	0.26	0.23	0.2	0.17	0.15	0.14	0.12	0.1	PFMF.020.2
PFMF.030.2	0.44	0.39	0.35	0.3	0.26	0.23	0.21	0.18	0.15	PFMF.030.2
PFMF.050.2	0.77	0.68	0.59	0.5	0.44	0.4	0.37	0.33	0.29	PFMF.050.2
PFMF.075.2	1.15	1.01	0.88	0.75	0.65	0.6	0.55	0.49	0.43	PFMF.075.2
PFMF.075.24.2	1.15	1.01	0.88	0.75	0.65	0.6	0.55	0.49	0.43	PFMF.075.24.2

Order Number	-40 °C	-20 °C	0 °C	23 °C	40 °C	50 °C	60 °C	70 °C	85 °C	Order Number
PFMF.110.2	1.59	1.43	1.26	1.1	0.95	0.87	0.8	0.71	0.6	PFMF.110.2
PFMF.110.16.2	1.59	1.43	1.26	1.1	0.95	0.87	0.8	0.71	0.6	PFMF.110.16.2
PFMF.125.2	1.8	1.63	1.43	1.25	1.08	0.99	0.91	0.81	0.68	PFMF.125.2
PFMF.150.2	2.17	1.95	1.72	1.5	1.3	1.18	1.09	0.97	0.82	PFMF.150.2
PFMF.160.2	2.3	2.2	1.9	1.6	1.45	1.3	1.15	1.03	0.91	PFMF.160.2
PFMF.200.2	3.08	2.71	2.35	2	1.8	1.6	1.5	1.4	1.25	PFMF.200.2
PFMF.250.16.2	3.9	3.42	2.96	2.5	2.24	1.98	1.85	1.29	0.94	PFMF.250.16.2
PFMF.260.2	4	3.52	3.06	2.6	2.34	2.08	1.95	1.39	1.04	PFMF.260.2

Most Popular.

Availability for all products can be searched real-time: <https://www.schurter.com/en/Stock-Check/Stock-Check-SCHURTER>

### Electrical Characteristics at 23 °C

V max [VDC]	I max [A]	I hold [A]	I trip [A]	R initial min [Ω]	R 1hour max [Ω]	Max Time to trip [A]	Max Time to Trip [s]	Tripped Power Dissipation [W]	Order Number
60.0	40	0.1	0.3	0.7	15	0.5	1.5	0.80	PFMF.010.2
60.0	40	0.14	0.34	0.4	6.5	1.5	0.15	0.80	PFMF.014.2
30.0	80	0.2	0.4	0.4	6	6	0.06	0.80	PFMF.020.2
30.0	10	0.3	0.6	0.3	3	8	0.1	0.80	PFMF.030.2
15.0	100	0.5	1	0.15	1	8	0.15	0.80	PFMF.050.2
13.2	100	0.75	1.5	0.11	0.45	8	0.2	0.80	PFMF.075.2
24.0	40	0.75	1.5	0.11	0.45	8	0.2	0.80	PFMF.075.24.2
6.0	100	1.1	2.2	0.04	0.21	8	0.3	0.80	PFMF.110.2
16.0	100	1.1	2.2	0.04	0.21	8	0.3	0.80	PFMF.110.16.2
6.0	100	1.25	2.5	0.035	0.14	8	0.4	0.80	PFMF.125.2
6.0	100	1.5	3	0.03	0.12	8	0.5	0.80	PFMF.150.2
8.0	100	1.6	2.8	0.035	0.099	8	2	0.80	PFMF.160.2
8.0	40	2	4	0.02	0.08	8	3	0.80	PFMF.200.2
16.0	100	2.5	5	0.015	0.1	8	5	1.20	PFMF.250.16.2
6.0	100	2.6	5.2	0.015	0.08	8	5	0.80	PFMF.260.2

Most Popular.

Availability for all products can be searched real-time: <https://www.schurter.com/en/Stock-Check/Stock-Check-SCHURTER>

### Packaging Unit

acc. IEC 60286-3 Type 2a

PFMF.010.2 - 1500 pcs. in tape [W: 12mm and P1: 8mm] on reel [A: 18cm]  
 PFMF.030.2

PFMF.050.2 + 2000 pcs. in tape [W: 12mm and P1: 8mm] on reel [A: 18cm]  
 PFMF.260.2