

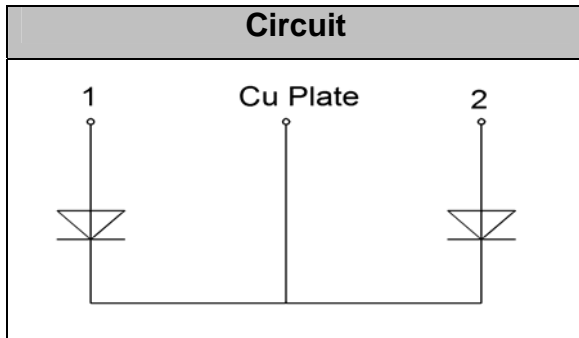
Schottky Rectifier Modules



V_{RRM} 200V
I_{FAV} 400 A

Applications

- Plating Power Supply
- High Frequency Power Supply
- High Current Switching Power Supply
- Reverse Battery Protection
- Welding Machine



Features

- 175°C T_J Operation
- Center Tap Module
- High Frequency Operation
- Low Forward Voltage
- Dual Diode Construction; May be Paralleled for High Current Output
- Lead (Pb)-free
- Designed and qualified for industrial level

Maximum Ratings

Symbol	Conditions	Values	Units
V _R		200	V
I _{F(AV)}	T _C =125°C, Per Leg	200	A
	T _C =125°C, Per Module	400	A
I _{FSM}	1/2 Cycle, 60Hz, Sine	3000	A
I ² t	T _J =45°C, t=8.3ms, 60Hz, Sine	45000	A ² s
T _J		-40 to +175	°C
T _{STG}		-40 to +175	°C
Torque	Recommended (M6)	4.5	N·m
Torque	Recommended (M6)	4.5	N·m
Weight		92	g

Thermal Characteristics

Symbol	Conditions	Values	Units
R _{th(j-c)}	Per diode	0.3	°C/W

Electrical Characteristics

Symbol	Conditions	Values			Units
		Min.	Typ.	Max.	
I _{RM}	V _R =200V	--	--	5	mA
	V _R =200V, T _J =125°C	--	--	200	mA
V _F	I _F =200A, T _J =25°C	--	0.86	0.9	V
	I _F =200A, T _J =125°C	--	0.76	0.78	

Performance Curves

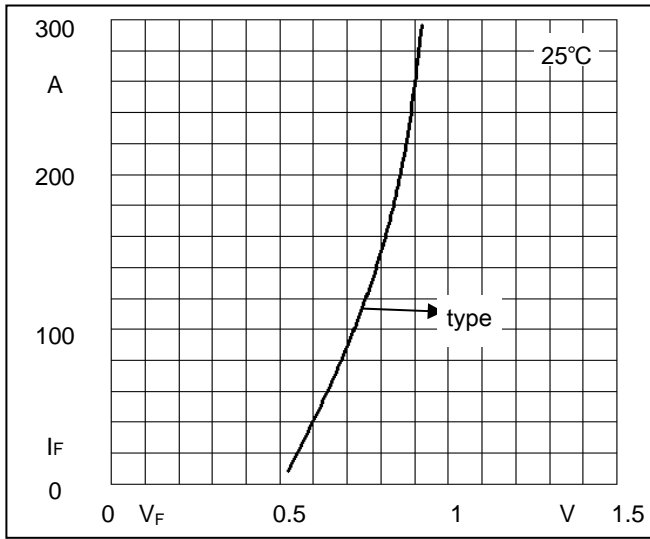


Fig1. Forward Voltage Drop vs Forward Current

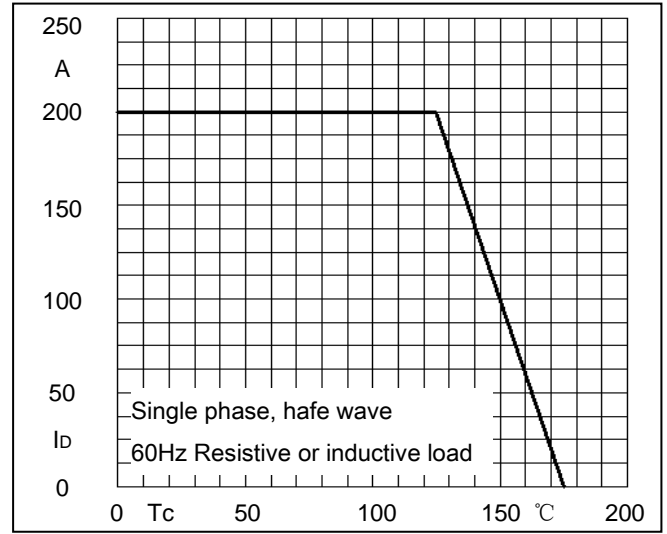


Fig2. Forward Current Derating Curve

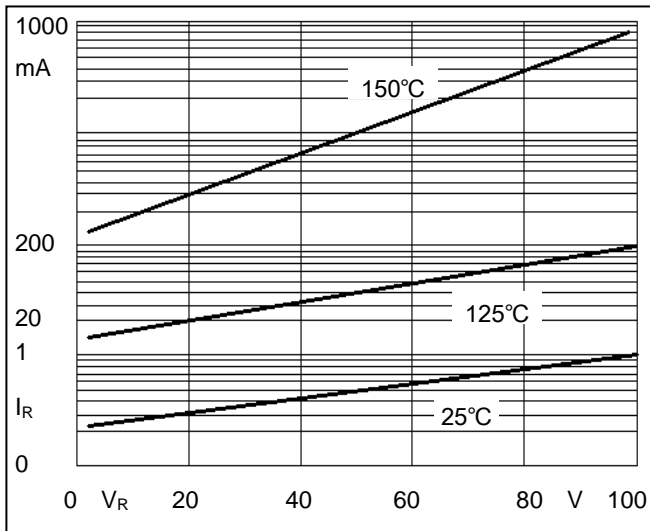
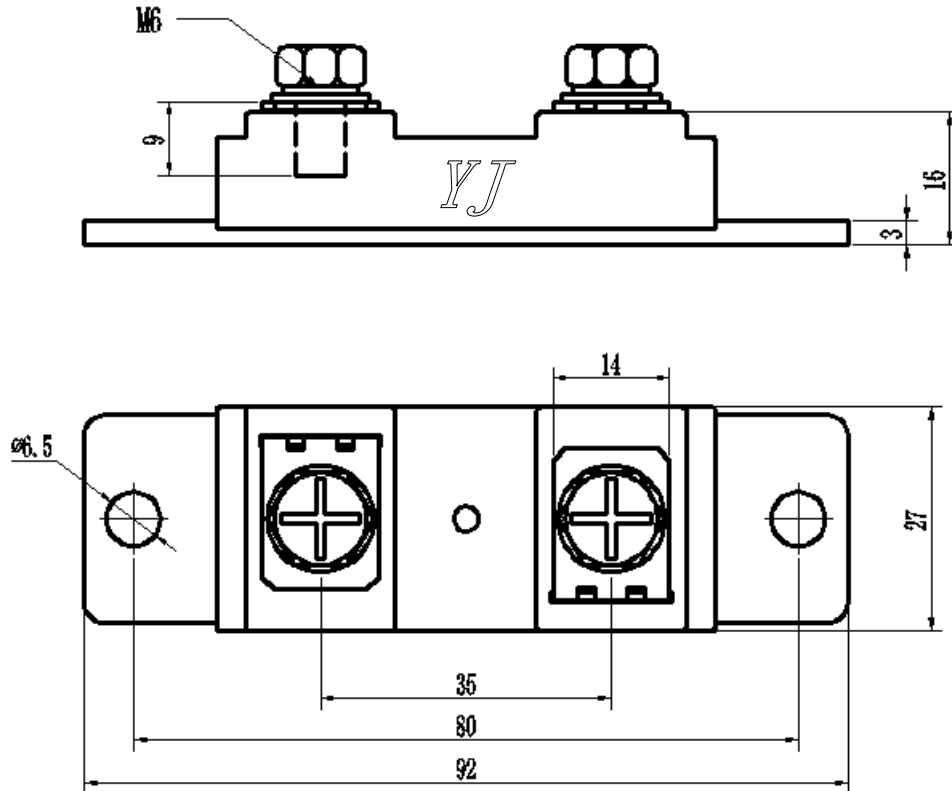


Fig3. Typical Reverse Current

Package Outline Information

CASE: F3



Dimensions in mm