



AK Series 6000A Transient Voltage Suppressor

Rev.2.1

DESCRIPTION:

The AK6 series of high current bi-directional transient suppressors are designed for A.C. line protection and high power DC bus clamping applications. These devices offer bi-directional port protection from 15 volts to 430 volts. They provide a clamping voltage lower than the avalanche voltage. Therefore, any voltage rise due to increased current conduction is contained to a minimum, providing the best possible protection level. They can also be connected in series and/or parallel to create very high capacity protection solutions.



Bi-directional

Symbol

FEATURES:

- ✧ Halogen-free.
- ✧ Bi-directional .
- ✧ RoHS compliant.
- ✧ Low slope resistance.
- ✧ Very low clamping voltage.
- ✧ Sharp breakdown voltage.
- ✧ Glass passivated junction.
- ✧ Foldback technology for superior clamping factor.
- ✧ High temperature soldering: 265°C/10s at terminals.

ABSOLUTE MAXIMUM RATINGS_(T_A=25°C, RH=45%-75%, unless otherwise noted)

Parameter	Symbol	Value	Unit
Peak current rating per 8/20μs IEC 61000-4-5	I _{PP}	6	kA
Operating junction temperature range	T _J	-55 to +125	°C
Storage temperature range	T _{STG}	-55 to +150	°C

ELECTRICAL CHARACTERISTICS($T_A=25^{\circ}\text{C}$)

Part Number	V_R	$V_{BR}@I_T$		I_T	$I_R@V_R$	$V_C@I_{PP}$	$I_{PP}^{①}$
		Min(V)	Max(V)				
AK6-015C	15	16	19	10	10	28	6000
☆AK6-020C	20	22	24	10	10	50	6000
☆AK6-025C	25	28	30	10	10	60	6000
AK6-030C	30	32	37	10	10	90	6000
☆AK6-042C	42	47	51	10	10	105	6000
☆AK6-058C	58	64	70	10	10	110	6000
☆AK6-066C	66	72	80	10	10	120	6000
☆AK6-076C	76	85	95	10	10	140	6000
☆AK6-100C	100	110	122	10	10	165	6000
☆AK6-133C	133	147	162	10	10	220	6000
☆AK6-170C	170	180	220	10	10	260	6000
☆AK6-190C	190	200	245	10	10	290	6000
☆AK6-240C	240	250	285	10	10	340	6000
☆AK6-275C	275	300	335	10	10	435	6000
☆AK6-300C	300	330	366	10	10	470	6000
☆AK6-380C	380	401	443	10	10	520	6000
☆AK6-430C	430	440	490	10	10	625	6000

① Surge waveform:8/20 μs V_R : Stand-off voltage -- Maximum voltage that can be applied V_{BR} : Breakdown voltage V_C : Clamping voltage -- Peak voltage measured across the suppressor at a specified I_{PP} I_R : Reverse leakage current

☆: Products with negative resistance

RATINGS AND V-I CHARACTERISTICS CURVES (TA=25°C, unless otherwise noted)

FIG.1:V- I curve characteristics (Bi-directional)

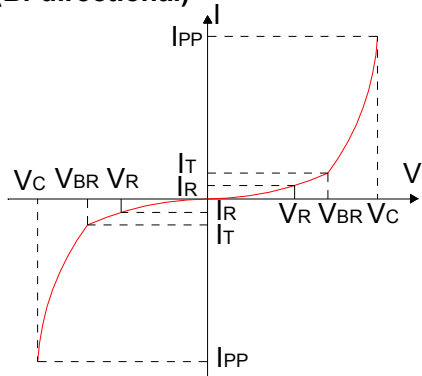


FIG.2:V- I curve characteristics (Bi-directional with negative resistance)

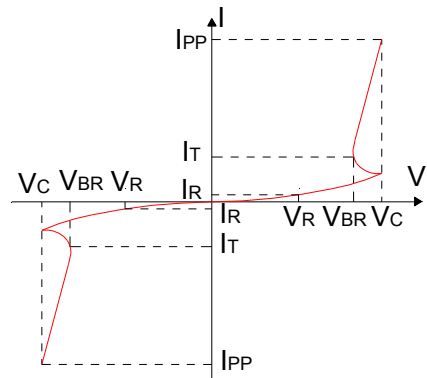


FIG.3: Typical VBR vs junction temperature

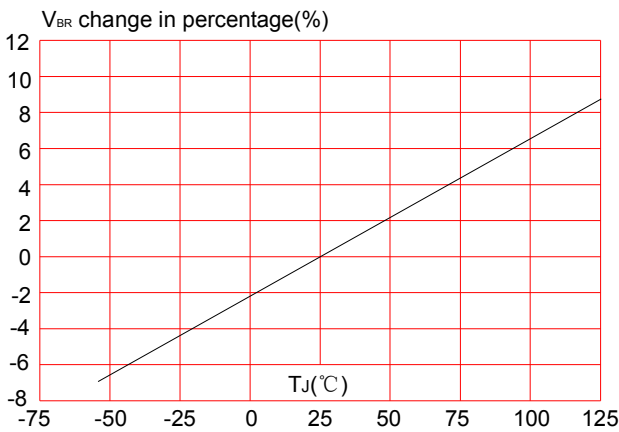


FIG.4: Pulse waveform

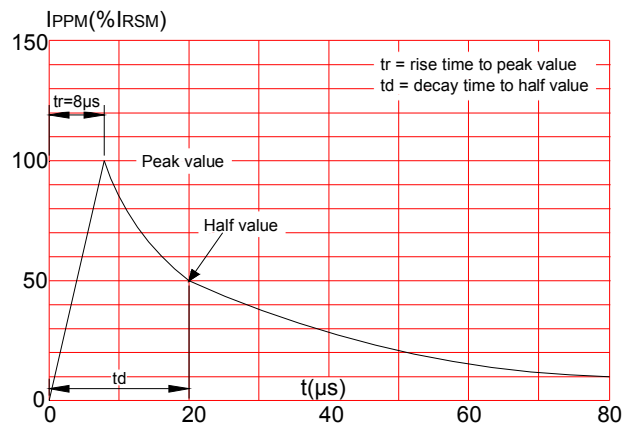
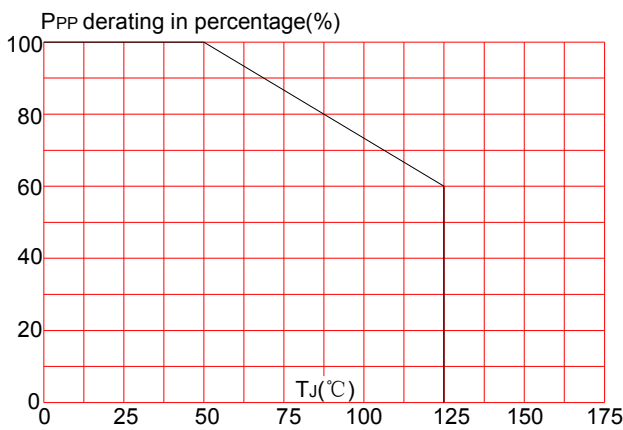
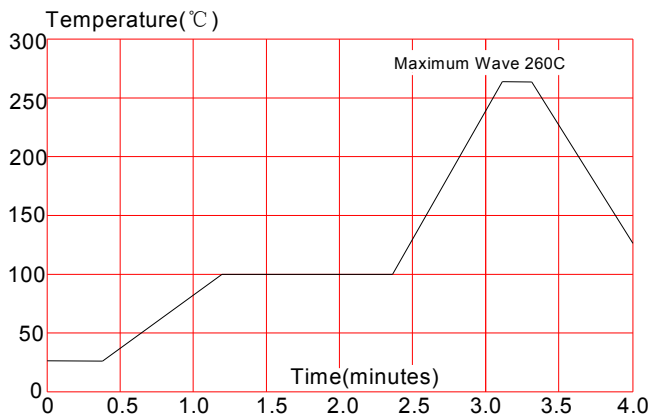


FIG.5: Pulse derating curve



SOLDERING PARAMETERS

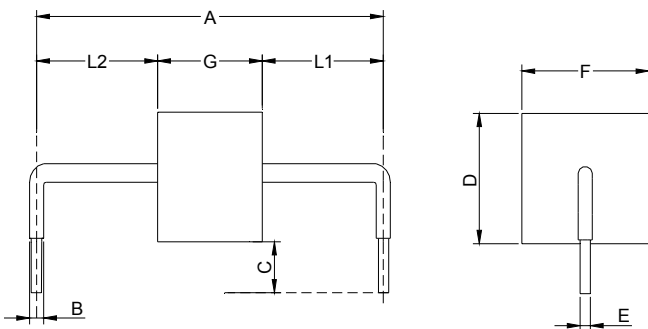
FIG.6: Lead-free profile



Tab1: Flow/Wave soldering

Peak temperature	265°C
Dipping time	10 seconds
Soldering	1 times

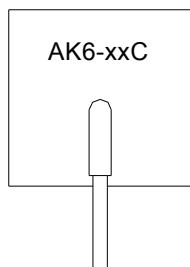
PACKAGE MECHANICAL DATA



Symbol	Dimensions		
	Inches	Millimeters	
A	0.951±0.039	24.15±1.00	
B	0.094±0.024	2.40±0.60	
C	0.236±0.039	6.00±1.00	
D	0.570max	14.48max	
E	0.050±0.002	1.27±0.05	
F	0.500max	12.70max	
G	015C to 025C	0.169±0.047	4.30±1.20
	030C to 042C	0.197±0.047	5.00±1.20
	058C to 076C	0.228±0.047	5.80±1.20
	100C	0.260±0.047	6.60±1.20
	133C	0.287±0.047	7.30±1.20
	170C to 190C	0.346±0.047	8.80±1.20
	240C	0.406±0.047	10.30±1.20
	275C to 300C	0.496±0.047	12.60±1.20
	380C to 430C	0.559±0.047	14.20±1.20
L ₁ /L ₂	L ₁ =L ₂ tolerance±0.047inch(±1.20 mm)		

PART No.	CASE TYPE	QUANTITY	PACKING OPTION
AK6-xxC	AKS	84pcs	Box

MARKING & ORDERING INFORMATION



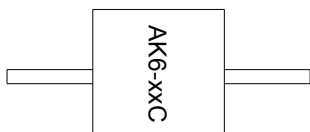
AK 6 - xx C
 (1) (2) (3) (4)

- (1) AK series
- (2) I_{PP}=6kA
- (3) Reverse stand-off voltage
- (4) Bi-directional

Apply to P/N listed below:

- AK6-015C; AK6-020C;
- AK6-025C; AK6-030C;
- AK6-042C; AK6-058C;
- AK6-066C; AK6-076C;
- AK6-100C; AK6-133C;

Type 1 - Side View



AK 6 - xx C
 (1) (2) (3) (4)

- (1) AK series
- (2) I_{PP}=6kA
- (3) Reverse stand-off voltage
- (4) Bi-directional

Apply to P/N listed below:

- AK6-170C
- AK6-190C
- AK6-240C
- AK6-275C
- AK6-300C
- AK6-380C
- AK6-430C

Type 2 - Top View

Information furnished in this document is believed to be accurate and reliable. However, Jiangsu JieJie Microelectronics Co.,Ltd assumes no responsibility for the consequences of use without consideration for such information nor use beyond it.

Information mentioned in this document is subject to change without notice, apart from that when an agreement is signed, Jiangsu JieJie complies with the agreement.

Products and information provided in this document have no infringement of patents. Jiangsu JieJie assumes no responsibility for any infringement of other rights of third parties which may result from the use of such products and information.

This document is the 2.1st version which is made in 21-Jan.-2019. This document supersedes and replaces all information previously supplied.

 is a registered trademark of Jiangsu JieJie Microelectronics Co.,Ltd.

Copyright©2019 Jiangsu JieJie Microelectronics Co.,Ltd. Printed All rights reserved.