


# D3SB10 Thru D3SB100

**High Current Glass Passivated Molding Single-Phase Bridge Rectifier**

**Reverse Voltage 100 to 1000V Forward Current 4.0 A**

## FEATURES

- Plastic Package has Underwriters Laboratory Flammability Classification 94V-0
- High current capacity with small package
- Glass passivated chip junctions
- Superior thermal conductivity
- High IFSM



## 1. Maximum & Thermal Characteristics Ratings at 25 ambient temperature unless otherwise specified.

Parameter Symbol		Symbol	D3SB10	D3SB20	D3SB40	D3SB60	D3SB80	D3SB100	Unit
Maximum repetitive voltage		VRRM	100	200	400	600	800	1000	V
Maximum RMS Voltage		VRMS	70	140	280	420	560	700	V
Maximum DC Blocking Voltage		VDC	100	200	400	600	800	1000	V
Maximum DC reverse current TA=25		IR	5						μA
at rated DC blocking voltage TA=125			500						
Maximum average forward rectified output current at	With heatsink Tc=100	Io	4.0						A
	Without heatsink Ta=25		2.3						A
Peak forward surge current 8.3ms single half sine-wave superimposed on rated load		IFSM	150						A
Rating of fusing (t<8.3ms)		I <sup>2</sup> t	93						A <sup>2</sup> sec
Dielectric strength terminals to case , AC 1 minute Current 1mA		Vdia	2.5						KV
Max instantaneous forward voltage at 2.0A		VF	1.05						V
Operating junction temperature		TJ	-55~150						
Maximum thermal on P.C.B. without heat-sink		RθJA	26						/W
resistance per leg on Al plate heat-sink		RθJC	4.2						
Storage temperature		Tstg	-55~150						
Mounting torque		Tor	Rating Torque : 0.8						N.m

# D3SB10 Thru D3SB100

## 2. Ratings and Characteristic Curves (TA = 25°C unless otherwise noted)

Fig. 1 Derating Curve

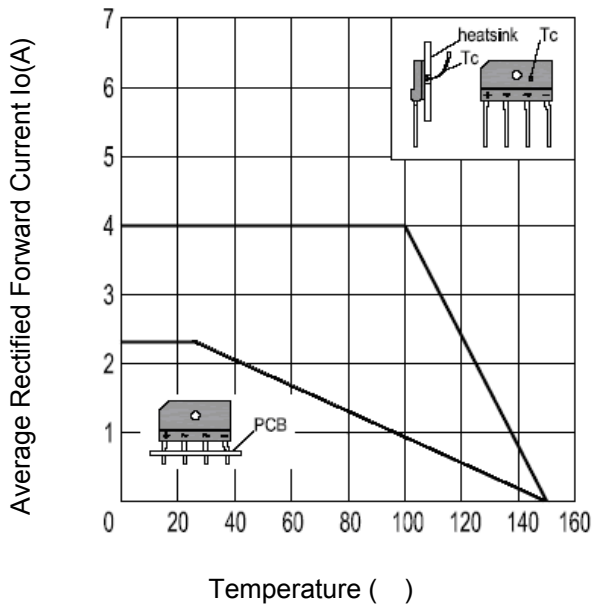


Fig.2 Typical Reverse Characteristics

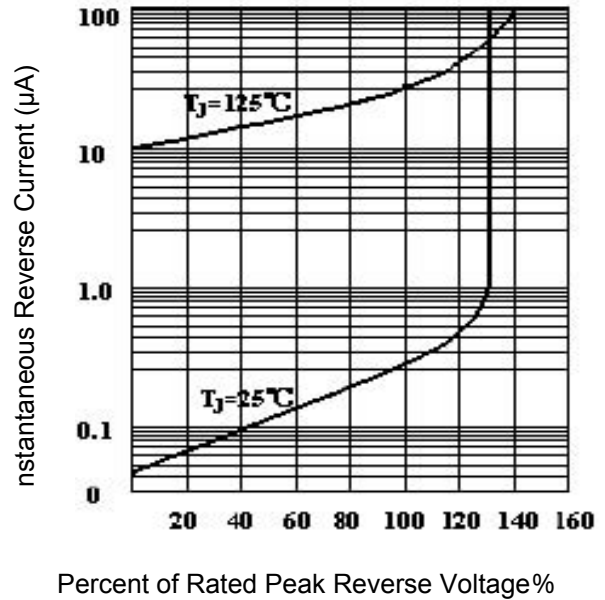


Fig.3 Forward Voltage

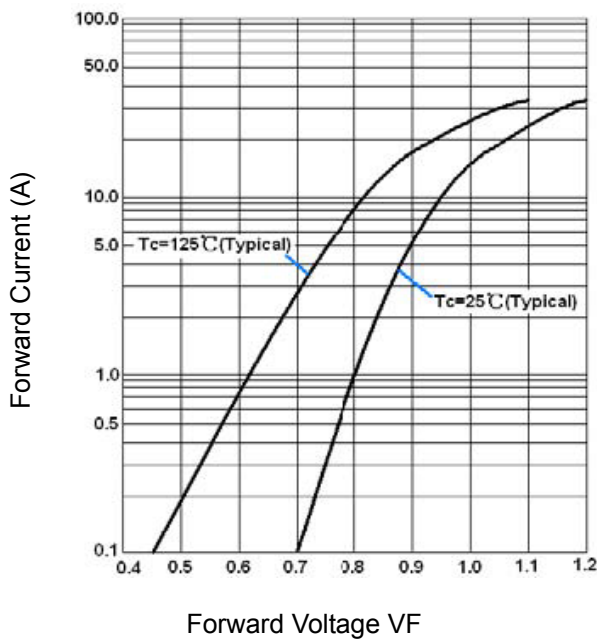
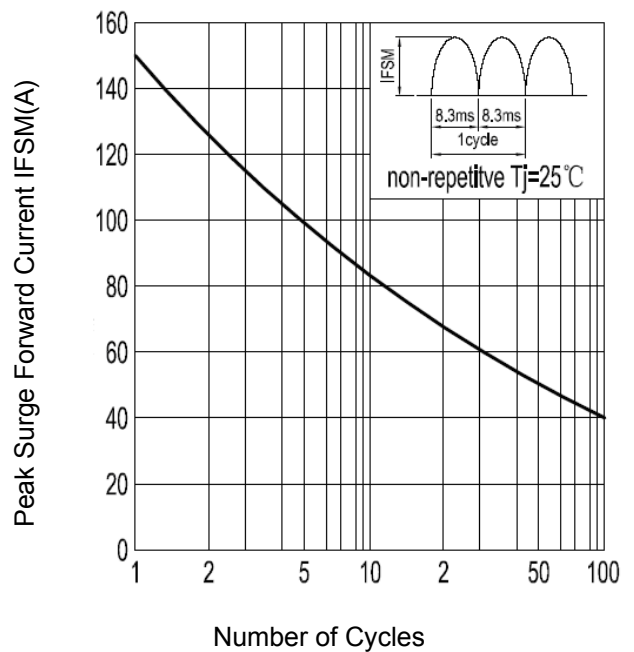
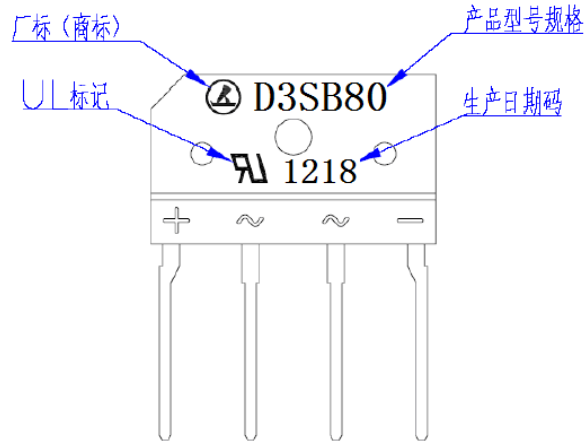


Fig.4 Peak Surge Forward Capability



# D3SB10 Thru D3SB100

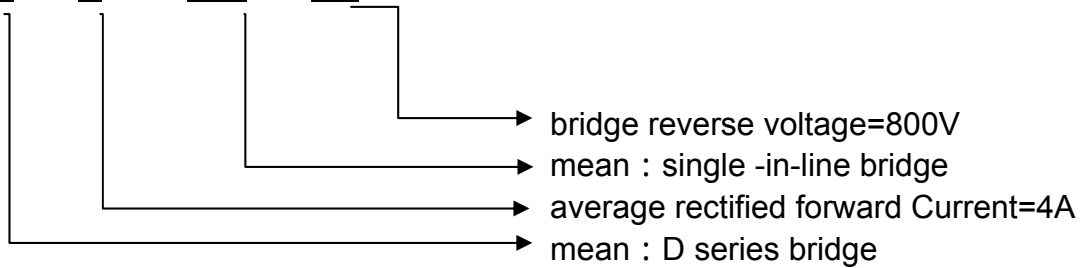
## 3. Marking Identification



**Note :**

生产日期码包含4位数字，例如“1218”，前两个数字“12”表示为2012年，另外二个数字“18”是指第18周，即表示该产品为2012年18周生产。

型号：D 3 SB 80



## 4. Dimension

