



**SDA276A thru SDA276G  
 SERIES**

**3 AMPS 50 – 1,000 VOLTS  
 150 nsec – 1 µsec  
 SINGLE PHASE BRIDGE RECTIFIER**

- FEATURES:**
- Average Output Current 3.0 Amps @ 55°C
  - PIV 50 to 1000 Volts Per Leg
  - Reverse Recovery Time: 150nsec - 1µsec
  - Operating and Storage Temperature -55°C to +150°C
  - Subminiature Design for Packaging Versatility
  - Surface Mount Bent Leads Available
  - Available in Higher Voltages
  - Replacement for 673-1 thru 673-6 and 676-1 thru 676-6
  - Available in Standard, Fast, Ultra Fast, and Hyper Fast Recovery Times
  - TX, TXV, and S-Level Screening Available

**Designer's Data Sheet**

**Part Number/Ordering Information <sup>1/</sup>**

**SDA276** - - - - -

**L Screening <sup>2/</sup>**  
 - = Not Screened  
 TX = TX Level  
 TXV = TXV  
 S = S Level

**Package**  
 - = SDA276 <sup>5/</sup>  
 T = SDA276T  
 G = SDA276G  
 S = SDA276S

**Reverse Recovery <sup>3/</sup>**  
 - = Standard Recovery Time  
 F = Fast Recovery Time

**Peak Inverse Voltage**  
 A = 50 V, B = 100 V, C = 200 V, D = 400 V,  
 E = 600 V, F = 800 V, G = 1,000 V

**ELECTRICAL CHARACTERISTICS <sup>4/</sup>**

Part Number	Peak Inverse Voltage (per leg)	Sine Wave RMS Input Voltage Max.	Reverse <sup>3/</sup> Recovery Time		Average DC Output Current T <sub>c</sub> =Case Temp		Peak Forward Surge Current (1 Cycle)	Maximum Forward Voltage (per leg) @ 3 ADC		Maximum Reverse Current (per leg) @ PIV	
			T <sub>rr</sub>	I <sub>F</sub> (AV)	I <sub>FSM</sub>	V <sub>F</sub>		I <sub>R</sub>			
Symbol	PIV	V <sub>r</sub>	T <sub>rr</sub>		I <sub>F</sub> (AV)		I <sub>FSM</sub>	V <sub>F</sub>		I <sub>R</sub>	
Units	Volts	Volts	µs	ns	Amps		Amps	Volts		µA	
Conditions			Std	Fast	55°C	100°C		Std	Fast	25°C	100°C
SDA276A	50	35	1	150	3.0	2.0	30	1.2	1.3	2	40
SDA276B	100	70	1	150	3.0	2.0	30	1.2	1.3	2	40
SDA276C	200	140	1	150	3.0	2.0	30	1.2	1.3	2	40
SDA276D	400	280	1	150	3.0	2.0	30	1.2	1.3	2	40
SDA276E	600	420	1	150	3.0	2.0	30	1.2	1.3	2	40
SDA276F	800	560	1	150	3.0	2.0	30	1.2	1.3	2	40
SDA276G	1000	700	1	150	3.0	2.0	30	1.2	1.3	2	40

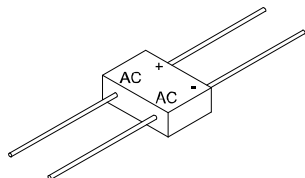
**NOTES: 1/** For Ordering Information, Price, Curves, and Availability- Contact Factory. **5/** S Level suffix: "-S"

**2/** Screening based on MIL-PRF-19500. Screening flows available on request.

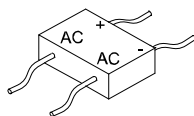
**3/** Recovery Conditions: I<sub>F</sub> = 0.5 Amp, I<sub>R</sub> = 1.0 Amp rec. to .25 Amp.

**4/** Unless Otherwise Specified, All Electrical Characteristics @25°C.

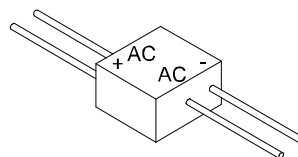
SDA276



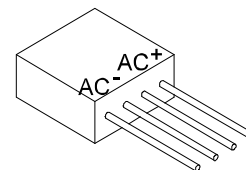
SDA276T



SDA276G



SDA276S



**NOTE:** All specifications are subject to change without notification. SCD's for these devices should be reviewed by SSDI prior to release.

**DATA SHEET #: RA0032C**

**DOC**

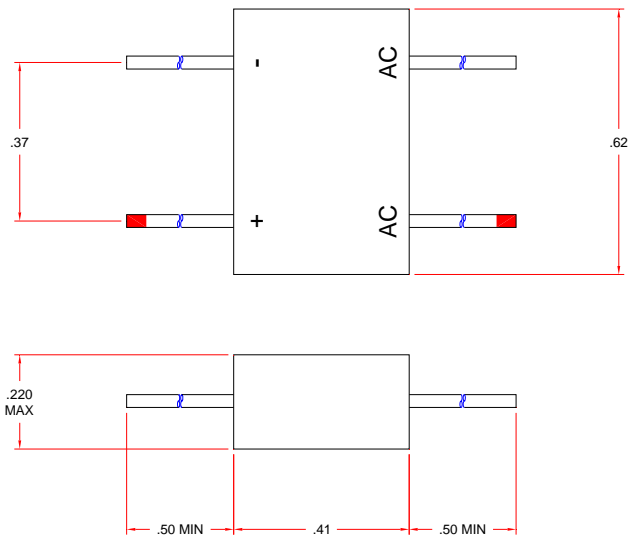


**Solid State Devices, Inc.**

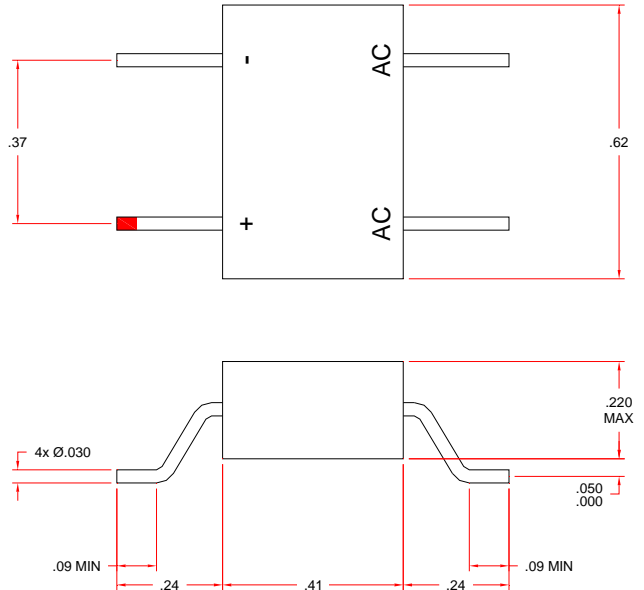
14701 Firestone Blvd \* La Mirada, Ca 90638  
Phone: (562) 404-4474 \* Fax: (562) 404-1773  
ssdi@ssdi-power.com \* www.ssdi-power.com

# SDA276A thru SDA276G SERIES

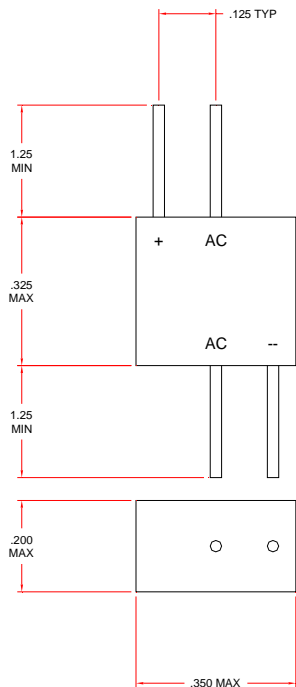
## SDA276



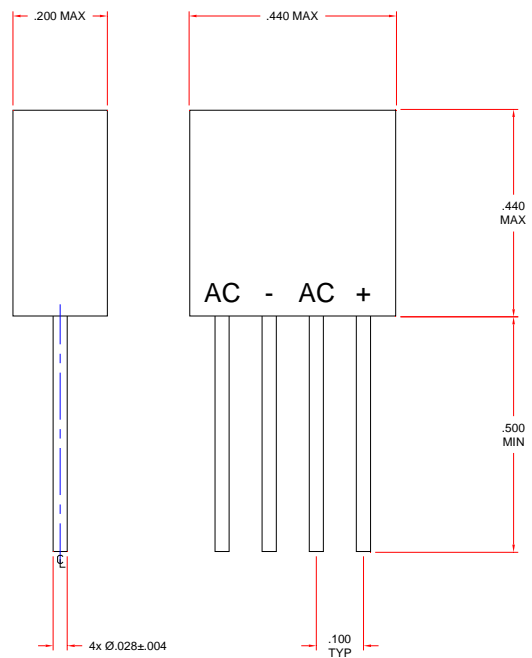
## SDA276T



## SDA276G



## SDA276S



**NOTE:** All specifications are subject to change without notification.  
SCD's for these devices should be reviewed by SSDI prior to release.

**DATA SHEET #: RA0032C**

**DOC**