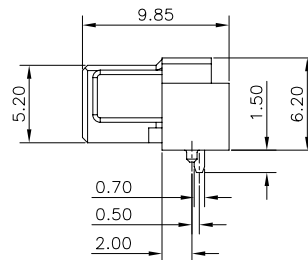
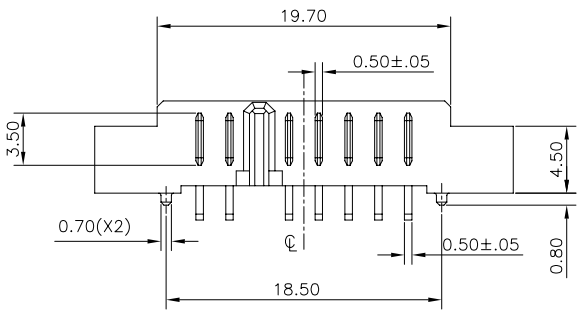
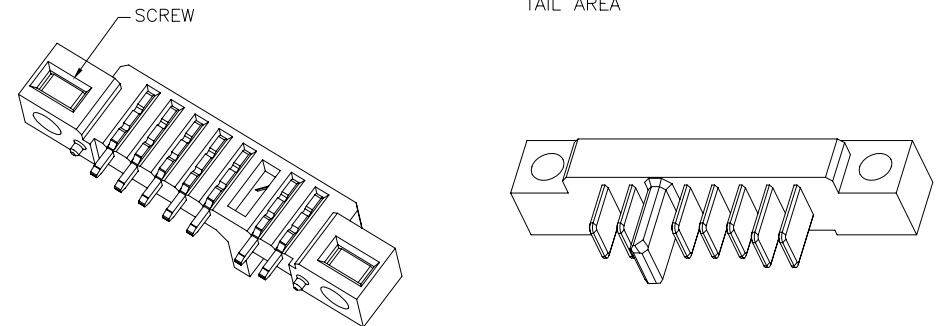
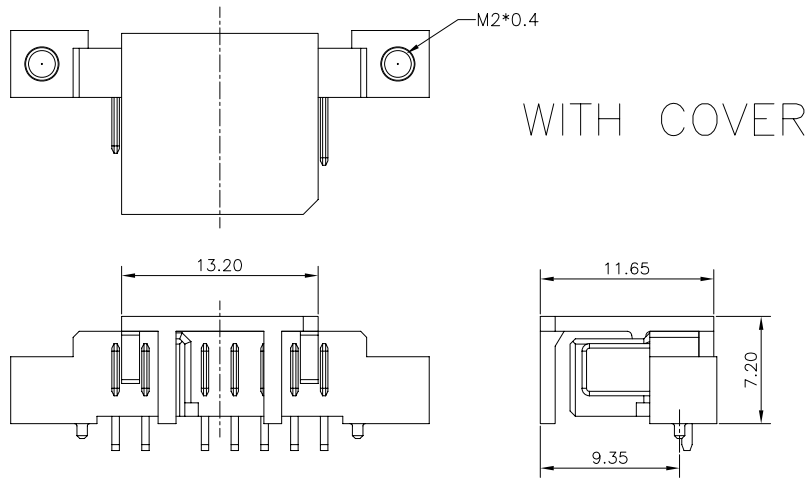
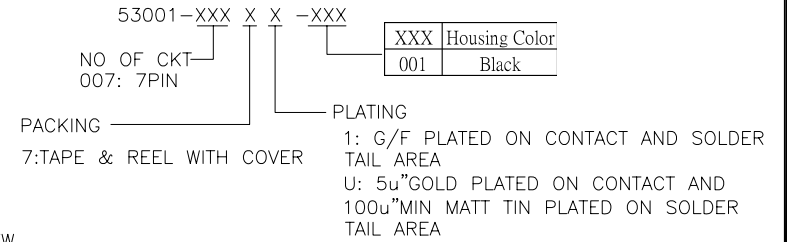


RECOMMENDED PCB LAYOUT  
GENERAL TOLERANCE ±0.05



- NOTES:
- MATERIAL:
    - HOUSING: THERMOPLASTIC, HIGH TEMP., UL94V-0; COLOR:BLACK.
    - CONTACT: COPPER ALLOY
    - SCREW: COPPER ALLOY
  - FINISH:
    - CONTACT:
      - 50~100u" MIN NICKEL UNDERPLATING OVERALL
      - G/F PLATED ON CONTACT AND SOLDER TAIL AREA
      - 5u"GOLD PLATED ON CONTACT AND 100u"MIN MATT TIN PLATED ON SOLDER TAIL AREA
    - SOLDER :
      - 50~100u" MIN NICKEL UNDERPLATING OVERALL
      - G/F PLATED ON CONTACT AND SOLDER TAIL AREA
      - 5u"GOLD PLATED ON CONTACT AND 100u"MIN MATT TIN PLATED ON SOLDER TAIL AREA
  - REFLOW SOLDER CAPABLE TO 260°C PER ACES SPEC.
  - WAVE SOLDER CAPABLE TO 260°C PER ACES SPEC.
  - SPEC. PLS. REFER TO PS-53007-XXXX-XXX
  - PACKAGE PLS. REFER TO 53001-XXXX-XX-TRP
  - PART NUMBER

P/N LEGEND



一般公差 TOLERANCES X ±0.5 .XX ±0.15 .X ±0.25 .XXX ±0.1 ANGLES ±2°	宏致電子股份有限公司 Aces Electronics Co.,Ltd.	
檢驗尺寸標示 SYMBOLS Ⓢ Ⓣ INDICATE CLASSIFICATION DIMENSION Ⓢ MARK IS CRITICAL DIM. Ⓣ MARK IS MAJOR DIM.	品名 (TITLE) 2.00mm Battery Conn. Male DIP R/A Type H=6.20 圖號 (DWG No.) 53001-XXXXX-XXX	製圖 (DR) 13/3/7 CHENBO 審核 (CHKD) CARL 核准 (APPD) JASON
表面處理 (FINISH)	比例 (SCALE) 2:1 單位 (UNITS) mm	張數 (SHEET) 1 OF 1 SIZE A4 REV A