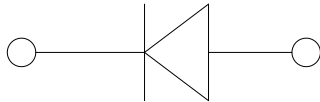


Surface Mount General Purpose Rectifier



Features

- Low profile package
- Ideal for automated placement
- Glass passivated chip junction
- High forward surge capability
- Meets MSL level 1, per J-STD-020, LF maximum peak of 260 °C

Typical Applications

For use in general purpose rectification of power supplies, inverters, converters, and freewheeling diodes for consumer and telecommunication.

Mechanical Data

- **Package:** DO-214AC (SMA)
Molding compound meets UL 94 V-0 flammability rating, RoHS-compliant, halogen-free
- **Terminals:** Tin plated leads, solderable per J-STD-002 and JESD22-B102
- **Polarity:** Cathode line denotes the cathode end

■ Maximum Ratings (T_a=25°C Unless otherwise specified)

PARAMETER	SYMBOL	UNIT	GS1A	GS1B	GS1D	GS1G	GS1J	GS1K	GS1M
Device marking code			GS1A	GS1B	GS1D	GS1G	GS1J	GS1K	GS1M
Repetitive peak reverse voltage	VRRM	V	50	100	200	400	600	800	1000
Average rectified output current @60Hz sine wave, Resistance load, T _a (FIG.1)	I _O	A	1.0						
Surge(non-repetitive)forward current @ 60Hz Half-sine wave,1 cycle, T _a =25°C	IFSM	A	30						
Current squared time @1ms≤t≤8.3ms T _j =25°C, Rating of per diode	I ² t	A ² S	3.7						
Storage temperature	T _{stg}	°C	-55~+150						
Junction temperature	T _j	°C	-55 ~ +150						

■ Electrical Characteristics (T_a=25°C Unless otherwise specified)

PARAMETER	SYMBOL	UNIT	TEST CONDITIONS	GS1A	GS1B	GS1D	GS1G	GS1J	GS1K	GS1M
Maximum instantaneous forward voltage drop per diode	V _F	V	IFM=1.0A	1.1						
Maximum DC reverse current at rated DC blocking voltage per diode @ VRM=VRRM	IRR _M	μA	T _a =25°C	5						
			T _a =125°C	100						



GS1A THRU GS1M

■ Thermal Characteristics (T_a=25°C Unless otherwise specified)

PARAMETER	SYMBOL	UNIT	GS1A	GS1B	GS1D	GS1G	GS1J	GS1K	GS1M
Thermal Resistance	R _θ J-A(1)	°C/W	70 ¹⁾						
	R _θ J-L(1)	°C/W	22 ¹⁾						

Note

(1) Thermal resistance from junction to ambient and from junction to lead mounted on P.C.B. with 0.2" x 0.2" (5.0 mm x 5.0 mm) copper pad areas

■ Ordering Information (Example)

PREFERED P/N	PACKAGE CODE	UNIT WEIGHT(g)	MINIMUM PACKAGE(pcs)	INNER BOX QUANTITY(pcs)	OUTER CARTON QUANTITY(pcs)	DELIVERY MODE
GS1A- GS1M	F1	Approximate 0.059	5000	10000	80000	13" reel
GS1A- GS1M	F2	Approximate 0.059	7500	15000	120000	13" reel
GS1A- GS1M	F3	Approximate 0.059	7500	15000	60000	13" reel
GS1A- GS1M	F4	Approximate 0.059	1800	7200	57600	7" reel
GS1A- GS1M	F5	Approximate 0.059	2000	8000	64000	7" reel
GS1A- GS1M	F6	Approximate 0.059	5000	10000	100000	13" reel

■ Characteristics (Typical)

FIG1: I_o-T_L Curve

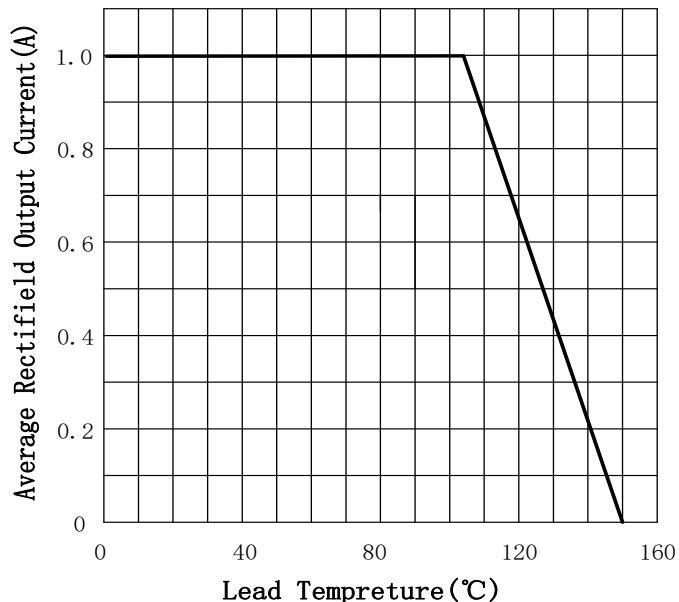
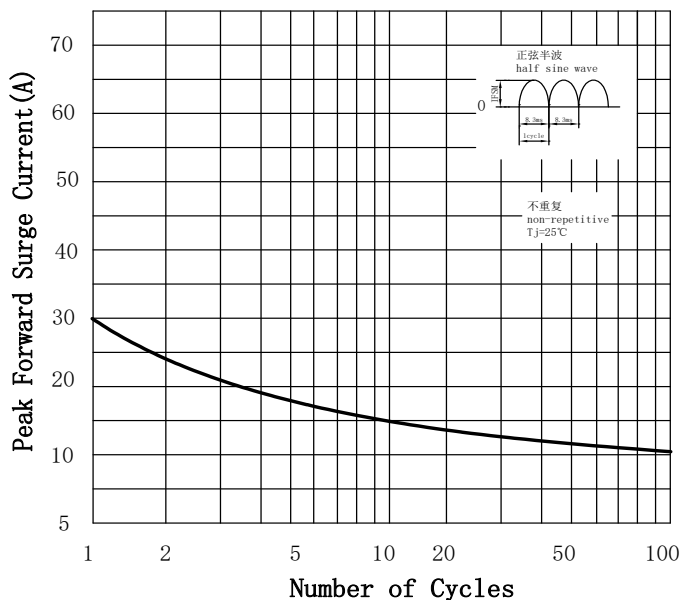


FIG2: Surge Forward Current Capability





GS1A THRU GS1M

FIG.3: TYPICAL FORWARD CHARACTERISTICS

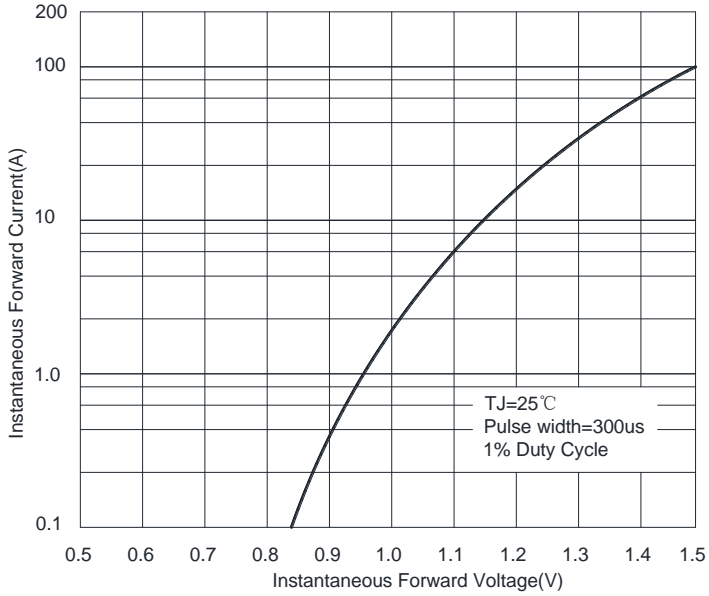
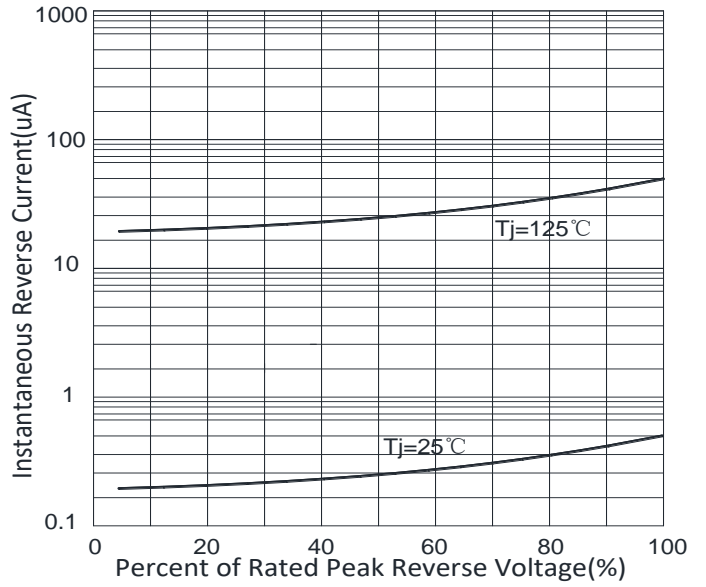
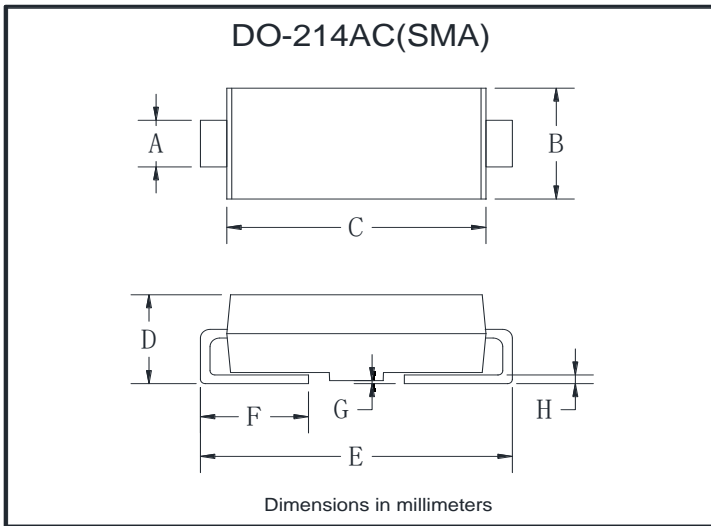


FIG.4: Typical Reverse Characteristics

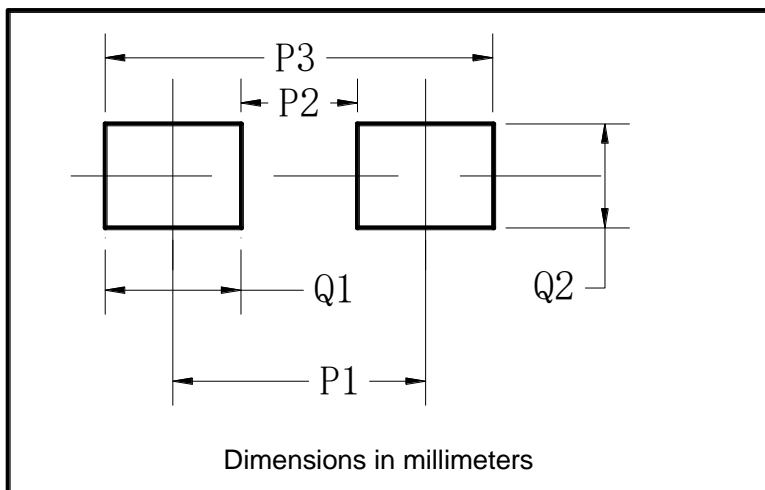


■ Outline Dimensions



DO-214AC(SMA)		
Dim	Min	Max
A	1.25	1.58
B	2.40	2.83
C	4.25	4.75
D	1.90	2.30
E	4.93	5.28
F	0.76	1.41
G	0.08	0.20
H	0.15	0.31

■ Suggested Pad Layout



DO-214AC(SMA)	
Dim	Millimeters
P1	4.00
P2	1.50
P3	6.50
Q1	2.50
Q2	1.70



GS1A THRU GS1M

Disclaimer

The information presented in this document is for reference only. Yangzhou Yangjie Electronic Technology Co., Ltd. reserves the right to make changes without notice for the specification of the products displayed herein to improve reliability, function or design or otherwise.

The product listed herein is designed to be used with ordinary electronic equipment or devices, and not designed to be used with equipment or devices which require high level of reliability and the malfunction of which would directly endanger human life (such as medical instruments, transportation equipment, aerospace machinery, nuclear-reactor controllers, fuel controllers and other safety devices), Yangjie or anyone on its behalf, assumes no responsibility or liability for any damages resulting from such improper use of sale.

This publication supersedes & replaces all information previously supplied. For additional information, please visit our website [http:// www.21yangjie.com](http://www.21yangjie.com) , or consult your nearest Yangjie's sales office for further assistance.