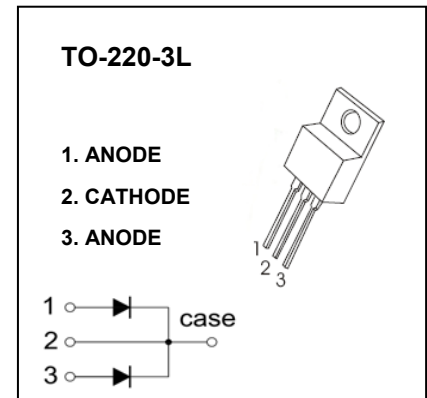


SBL3030CT, 35CT, 40CT, 45CT, 50CT, 60CT

SCHOTTKY BARRIER RECTIFIER

FEATURES

- Schottky Barrier Chip
- Guard Ring Die Construction for Transient Protection
- Low Power Loss, High Efficiency
- High Surge Capability
- High Current Capability and Low Forward Voltage Drop
- For Use in Low Voltage, High Frequency Inverters, Free Wheeling, and Polarity Protection Applications



MAXIMUM RATINGS ($T_a=25^\circ\text{C}$ unless otherwise noted)

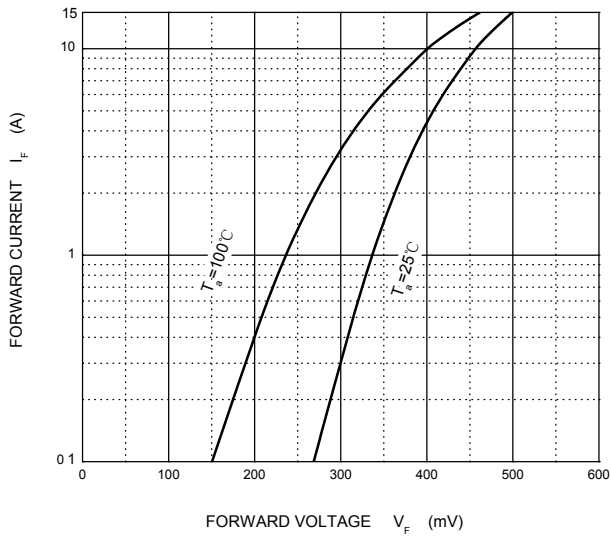
Symbol	Parameter	Value						Unit
		SBL 3030CT	SBL 3035CT	SBL 3040CT	SBL 3045CT	SBL 3050CT	SBL 3060CT	
V_{RRM}	Peak repetitive reverse voltage	30	35	40	45	50	60	V
V_{RWM}	Working peak reverse voltage							
V_R	DC blocking voltage							
$V_{R(RMS)}$	RMS reverse voltage	21	24.5	28	31.5	35	42	V
I_O	Average rectified output current@ $T_c=100^\circ\text{C}$	30						A
I_{FSM}	Non-Repetitive peak forward surge current 8.3ms half sine wave	250						A
P_D	Power dissipation	2						W
$R_{\theta JA}$	Thermal resistance from junction to ambient	50						$^\circ\text{C}/\text{W}$
T_J	Junction temperature	125						$^\circ\text{C}$
T_{stg}	Storage temperature	-55~+150						$^\circ\text{C}$

ELECTRICAL CHARACTERISTICS (T_a=25°C unless otherwise specified)

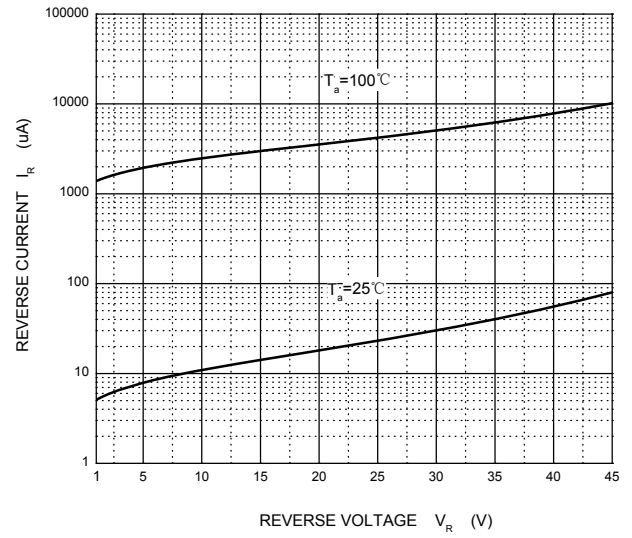
Parameter	Symbol	Device	Test conditions	Min	Typ	Max	Unit
Reverse voltage	V _(BR)	SBL3030CT	I _R =1mA	30			V
		SBL3035CT		35			
		SBL3040CT		40			
		SBL3045CT		45			
		SBL3050CT		50			
		SBL3060CT		60			
Reverse current	I _R	SBL3030CT	V _R =30V			1	mA
		SBL3035CT	V _R =35V				
		SBL3040CT	V _R =40V				
		SBL3045CT	V _R =45V				
		SBL3050CT	V _R =50V				
		SBL3060CT	V _R =60V				
Forward voltage	V _F	SBL3030CT-3045CT	I _F =15A			0.55	V
		SBL3050CT,3060CT				0.7	

Typical Characteristics

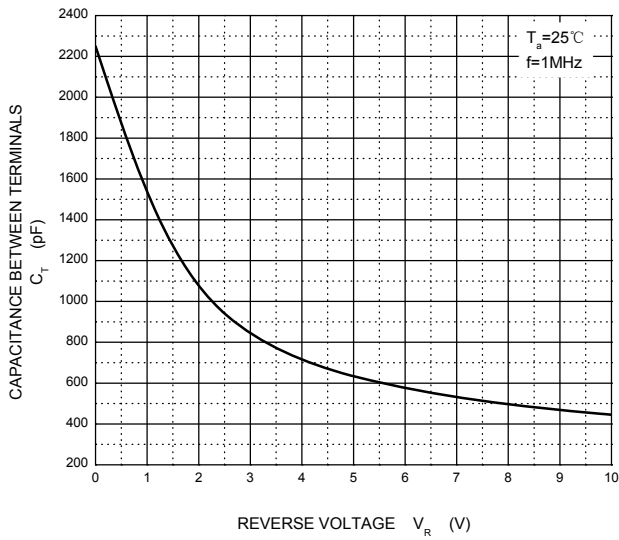
Forward Characteristics



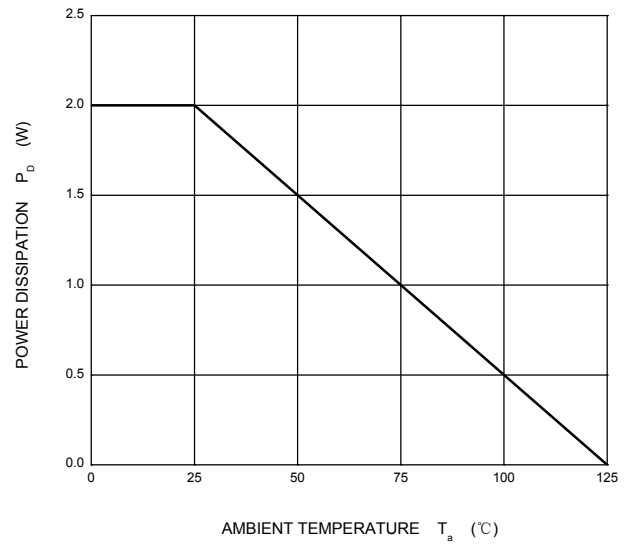
Reverse Characteristics



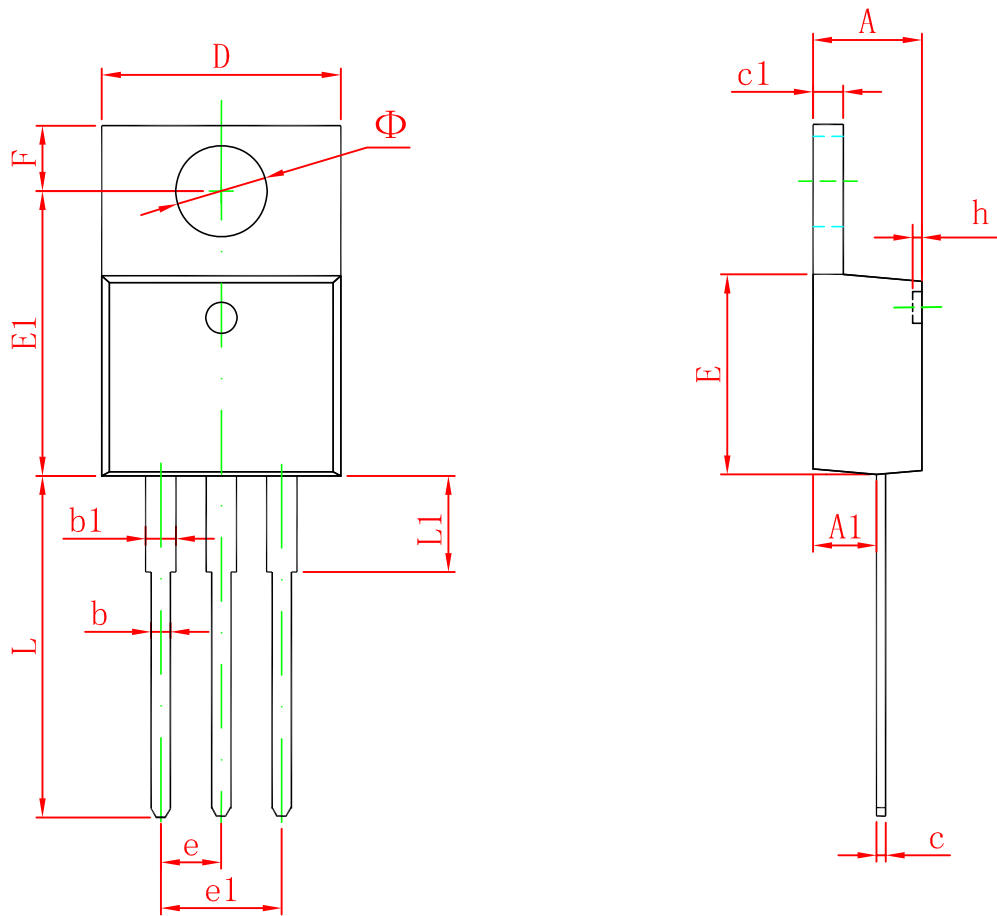
Capacitance Characteristics



Power Derating Curve



TO-220-3L Package Outline Dimensions



Symbol	Dimensions In Millimeters		Dimensions In Inches	
	Min	Max	Min	Max
A	4.470	4.670	0.176	0.184
A1	2.520	2.820	0.099	0.111
b	0.710	0.910	0.028	0.036
b1	1.170	1.370	0.046	0.054
c	0.310	0.530	0.012	0.021
c1	1.170	1.370	0.046	0.054
D	10.010	10.310	0.394	0.406
E	8.500	8.900	0.335	0.350
E1	12.060	12.460	0.475	0.491
e	2.540 TYP		0.100 TYP	
e1	4.980	5.180	0.196	0.204
F	2.590	2.890	0.102	0.114
h	0.000	0.300	0.000	0.012
L	13.400	13.800	0.528	0.543
L1	3.560	3.960	0.140	0.156
Φ	3.735	3.935	0.147	0.155