

COM4213C
COM4219C

COM4220C

(COTS) COMMERCIAL OFF-THE-SHELF SCHOTTKY CENTER-TAP RECTIFIER IN A T0-258 PACKAGE



FEATURES

- Very Low Forward Voltage
- Fast Switching Speed
- Hermetic Metal Package, T0-258 Outline
- Standard Off-The-Shelf
- Isolated Package
- Available Screened To MIL-S-19500, TX, TXV And S Levels

DESCRIPTION

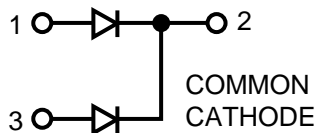
This product is specifically designed for use at power switching frequencies in excess of 100 kHz. The product combines two Schottky-barrier diodes in a center-tap configuration in a single package, simplifying installation, reducing heat sink hardware, and the need to obtain matched components. The device is ideally suited for Hi-Rel applications where small size and hermetically sealed package is required.

ABSOLUTE MAXIMUM RATINGS ($T_C = 25^\circ C$) Per Diode

Peak Inverse Voltage	45, 60, 100 V
Maximum Average DC Output Current, Per Leg	20 A
Non-Repetitive Peak Surge Current (8.3 ms)	400 A
Peak Reverse Transient Current	2 A
Storage Temperature Range	- 55° C to + 175° C
Junction Operating Temperature Range	- 55° C to + 150° C
Package Thermal Resistance, Junction-to-Case	1.7° C/W

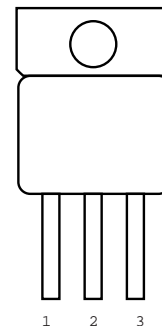
32

SCHEMATIC



Common cathode is standard.
Glass Feedthroughs are standard.

PIN CONNECTION



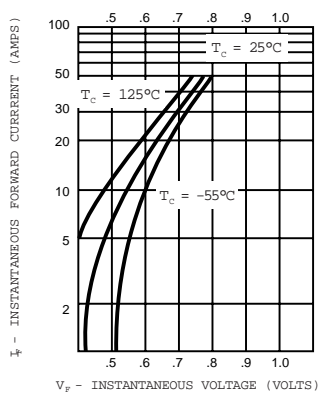
COM4213C, COM4219C, COM4220C

ELECTRICAL CHARACTERISTICS (Per Diode)

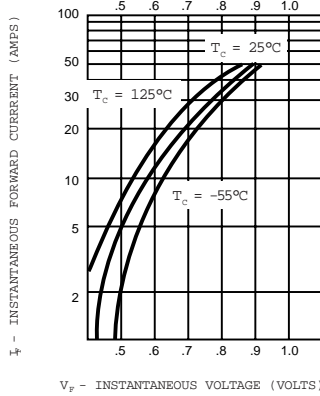
Part No.	PIV	Maximum Forward Voltage @ $I_F = 20A$ ⁽¹⁾		Maximum Reverse Current	
		$T_C = 25^\circ C$	$T_C = 125^\circ C$	$T_C = 25^\circ C$	$T_C = 125^\circ C$
COM4213C	45	.72 V	.64 V	2 mA	40 mA
COM4219C	60	.85 V	.75 V		
COM4220C	100	.90 V	.82 V		

(1) Pulse Test: Pulse Width 300µs, Duty Cycle 2.0%.

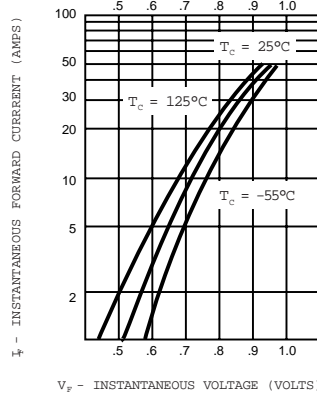
TYPICAL FORWARD VOLTAGE
COM4213C



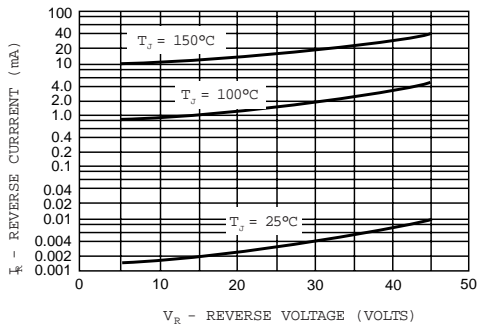
TYPICAL FORWARD VOLTAGE
COM4219C



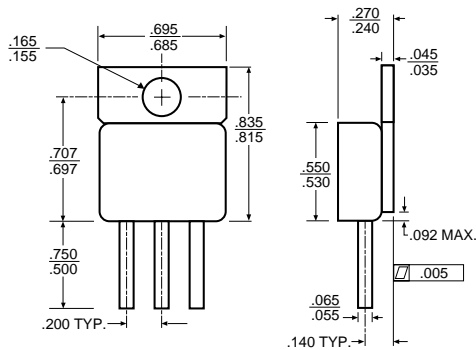
TYPICAL FORWARD VOLTAGE
COM4220C



TYPICAL REVERSE CURRENT
COM4213C



MECHANICAL OUTLINE
TO-258



This datasheet has been downloaded from:

www.DatasheetCatalog.com

Datasheets for electronic components.