

RoHS Compliant Product

A suffix of "-C" specifies halogen & lead-free

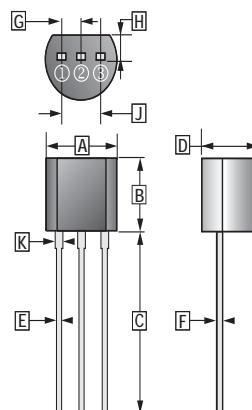
FEATURES

- For low-frequency power amplification and driver amplification.

TO-92

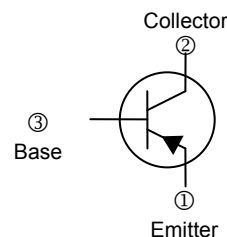
CLASSIFICATION OF h_{FE}

Product-Rank	2SA720-Q	2SA720-R	2SA720-S
Range	85~170	120~240	170~340



① Emitter
② Collector
③ Base

REF.	Millimeter	
	Min.	Max.
A	4.40	4.70
B	4.30	4.70
C	12.70	-
D	3.30	3.81
E	0.36	0.56
F	0.36	0.51
G	1.27 TYP.	
H	1.10	-
J	2.42	2.66
K	0.36	0.76



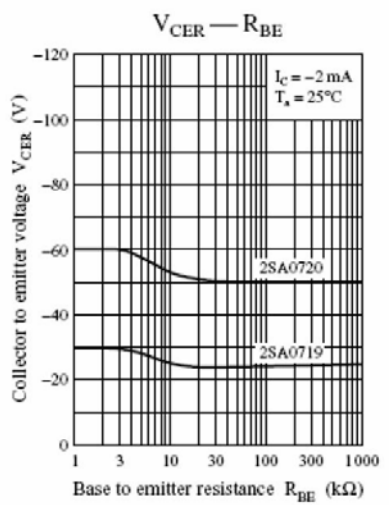
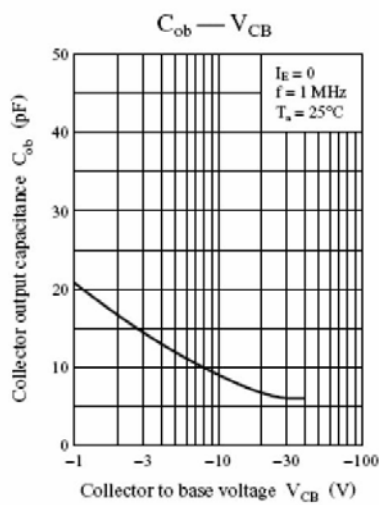
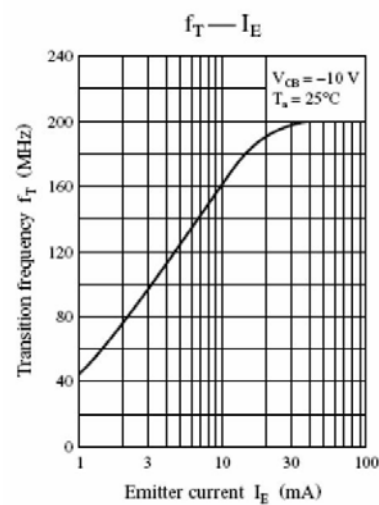
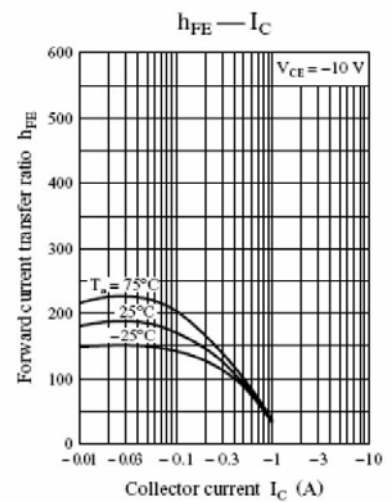
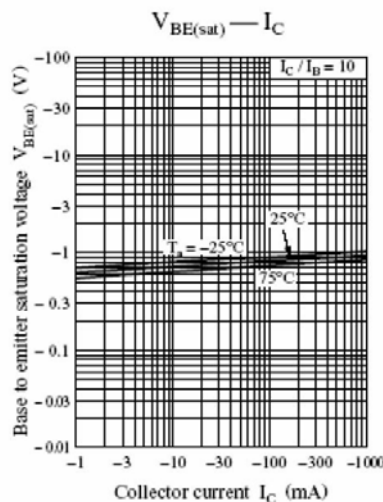
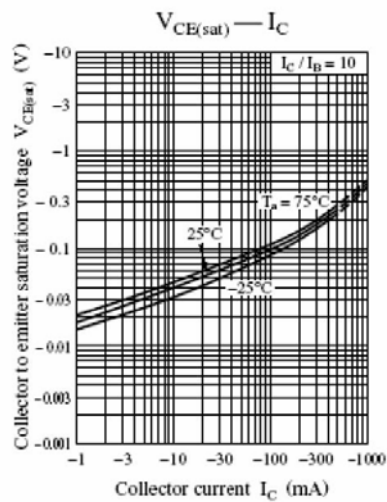
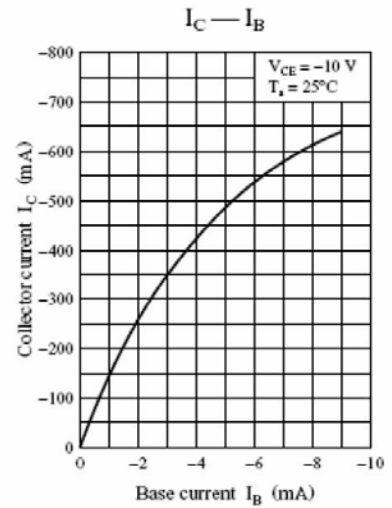
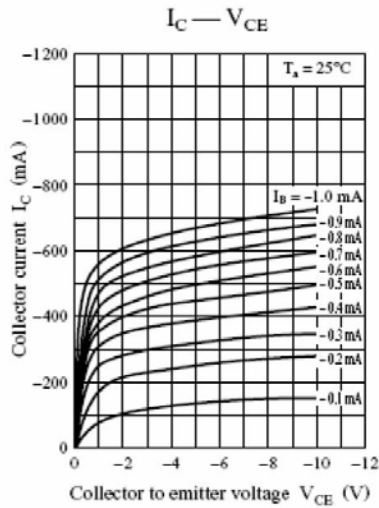
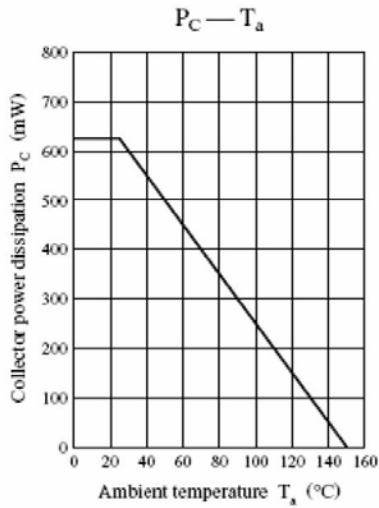
ABSOLUTE MAXIMUM RATINGS ($T_A = 25^\circ\text{C}$ unless otherwise specified)

Parameter	Symbol	Rating	Unit
Collector to Base Voltage	V_{CBO}	-60	V
Collector to Emitter Voltage	V_{CEO}	-50	V
Emitter to Base Voltage	V_{EBO}	-5	V
Collector Current - Continuous	I_C	-0.5	A
Collector Power Dissipation	P_C	625	mW
Junction, Storage Temperature	T_J, T_{STG}	150, -55~150	$^\circ\text{C}$

ELECTRICAL CHARACTERISTICS ($T_A = 25^\circ\text{C}$ unless otherwise specified)

Parameter	Symbol	Min	Typ	Max	Unit	Test condition
Collector to Base Breakdown Voltage	$V_{(BR)CBO}$	-60	-	-	V	$I_C = -10\mu\text{A}, I_E = 0$
Collector to Emitter Breakdown Voltage	$V_{(BR)CEO}$	-50	-	-	V	$I_C = -10\text{mA}, I_B = 0$
Emitter to Base Breakdown Voltage	$V_{(BR)EBO}$	-5	-	-	V	$I_E = -10\mu\text{A}, I_C = 0$
Collector Cut-Off Current	I_{CBO}	-	-	-0.1	μA	$V_{CB} = -20\text{V}, I_E = 0$
Emitter Cut-Off Current	I_{EBO}	-	-	-0.1	μA	$V_{EB} = -4\text{V}, I_C = 0$
DC Current Gain	$h_{FE(1)}$	85	-	340		$V_{CE} = -10\text{V}, I_C = -0.15\text{A}$
	$h_{FE(2)}$	40	-	-		$V_{CE} = -10\text{V}, I_C = -0.5\text{A}$
Collector to Emitter Saturation Voltage	$V_{CE(sat)}$	-	-	-0.6	V	$I_C = -0.3\text{A}, I_B = -30\text{mA}$
Base to Emitter Saturation Voltage	$V_{BE(sat)}$	-	-	-1.5	V	$I_C = -0.3\text{A}, I_B = -30\text{mA}$
Transition Frequency	f_T	-	200	-	MHz	$V_{CE} = -10\text{V}, I_C = -50\text{mA}, f = 200\text{MHz}$
Collector Output Capacitance	C_{ob}	-	-	15	pF	$V_{CB} = -10\text{V}, I_E = 0, f = 1\text{MHz}$

CHARACTERISTIC CURVE



CHARACTERISTIC CURVE

