

2SB941, 2SB941A

Silicon PNP epitaxial planar type

For low-frequency power amplification

Complementary to 2SD1266 and 2SD1266A

Features

- High forward current transfer ratio h_{FE} which has satisfactory linearity
- Low collector to emitter saturation voltage $V_{CE(sat)}$
- Full-pack package which can be installed to the heat sink with one screw

Absolute Maximum Ratings ($T_C=25^\circ\text{C}$)

Parameter	Symbol	Ratings	Unit		
Collector to base voltage	2SB941 2SB941A	V_{CBO}	-60	V	
			-80		
Collector to emitter voltage	2SB941 2SB941A	V_{CEO}	-60	V	
			-80		
Emitter to base voltage	V_{EBO}	-5	V		
Peak collector current	I_{CP}	-5	A		
Collector current	I_C	-3	A		
Collector power dissipation	P_C		$T_C=25^\circ\text{C}$	35	W
			$T_a=25^\circ\text{C}$	2	
Junction temperature	T_j	150	$^\circ\text{C}$		
Storage temperature	T_{stg}	-55 to +150	$^\circ\text{C}$		

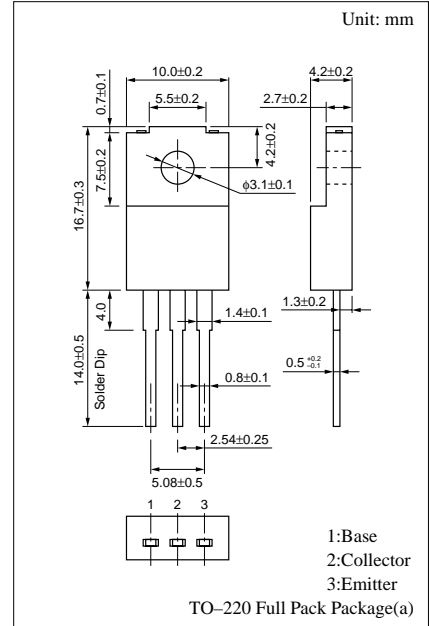
Electrical Characteristics ($T_C=25^\circ\text{C}$)

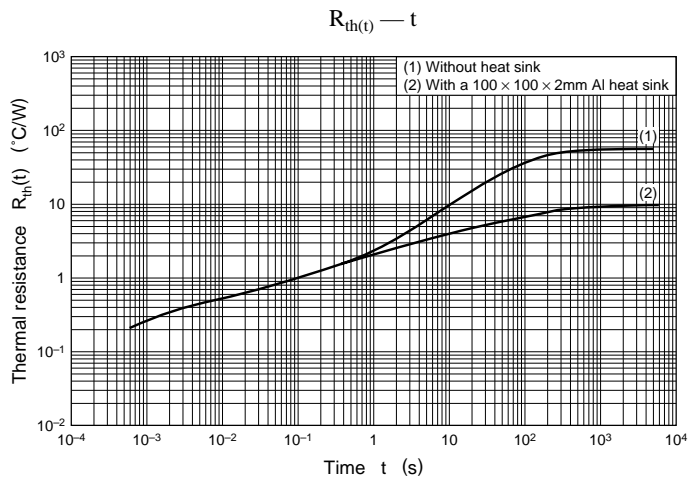
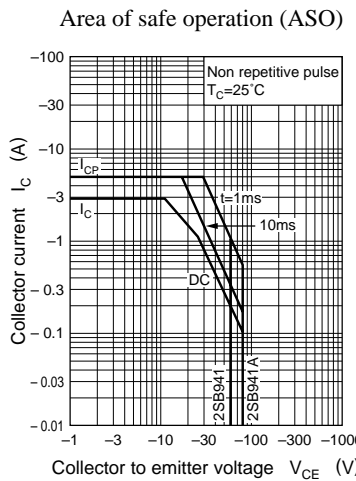
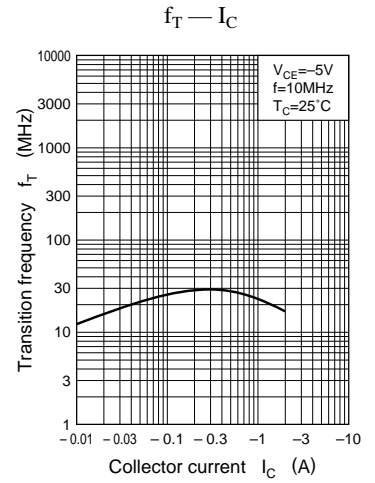
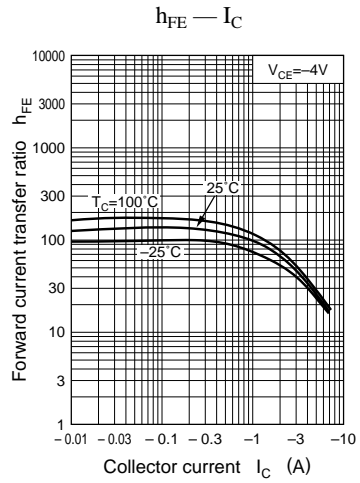
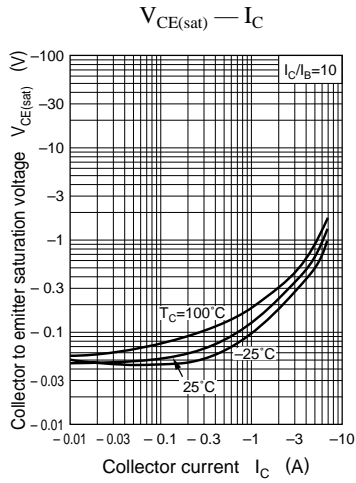
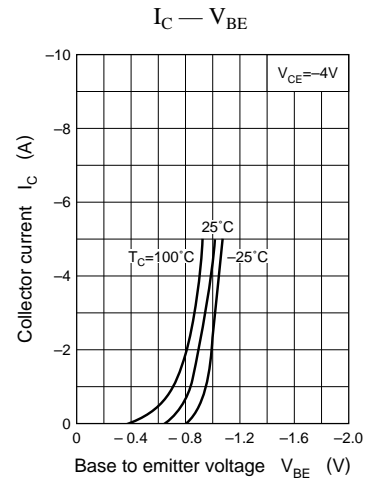
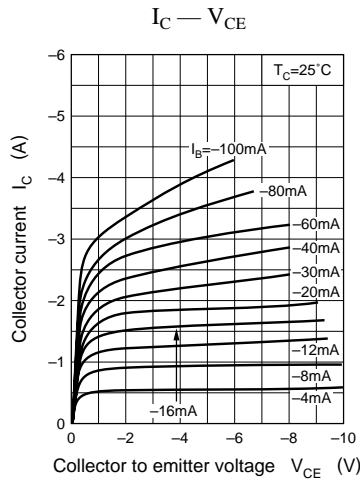
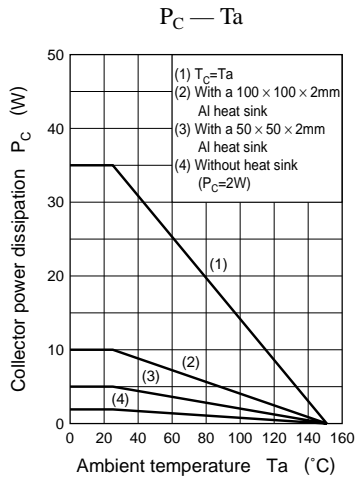
Parameter	Symbol	Conditions	min	typ	max	Unit
Collector cutoff current	2SB941 2SB941A	I_{CES}	$V_{CE} = -60\text{V}, V_{BE} = 0$		-200	μA
				$V_{CE} = -80\text{V}, V_{BE} = 0$		
Collector cutoff current	2SB941 2SB941A	I_{CEO}	$V_{CE} = -30\text{V}, I_B = 0$		-300	μA
				$V_{CE} = -60\text{V}, I_B = 0$		
Emitter cutoff current	I_{EBO}	$V_{EB} = -5\text{V}, I_C = 0$			-1	mA
Collector to emitter voltage	2SB941 2SB941A	V_{CEO}	$I_C = -30\text{mA}, I_B = 0$	-60		V
				-80		
Forward current transfer ratio	h_{FE1}^* h_{FE2}	$V_{CE} = -4\text{V}, I_C = -1\text{A}$		70	250	
			$V_{CE} = -4\text{V}, I_C = -3\text{A}$	10		
Base to emitter voltage	V_{BE}	$V_{CE} = -4\text{V}, I_C = -3\text{A}$			-1.8	V
Collector to emitter saturation voltage	$V_{CE(sat)}$	$I_C = -3\text{A}, I_B = -0.375\text{A}$			-1.2	V
Transition frequency	f_T	$V_{CE} = -10\text{V}, I_C = -0.5\text{A}, f = 10\text{MHz}$		30		MHz
Turn-on time	t_{on}	$I_C = -1\text{A}, I_{B1} = -0.1\text{A}, I_{B2} = 0.1\text{A}$		0.5		μs
Storage time	t_{stg}			1.2		μs
Fall time	t_f			0.3		μs

* h_{FE1} Rank classification

Rank	Q	P
h_{FE1}	70 to 150	120 to 250

Note: Ordering can be made by the common rank (PQ rank $h_{FE1} = 70$ to 250) in the rank classification.





This datasheet has been download from:

www.datasheetcatalog.com

Datasheets for electronics components.