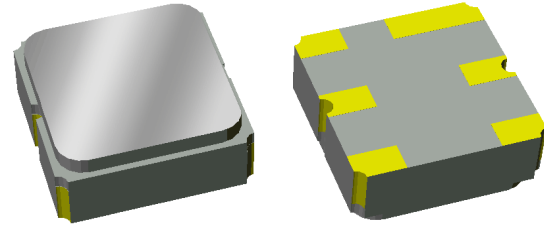


855728


881.5 MHz SAW Filter

Applications

- For AMPS, CDMA and TDMA Applications

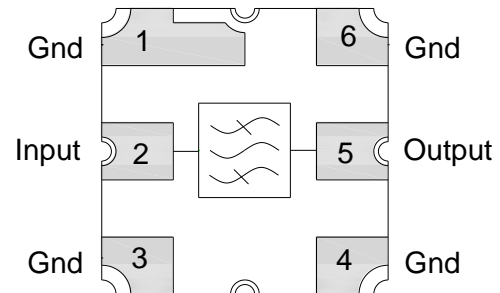


Product Features

- Usable bandwidth 25 MHz
- Low Loss
- Single-ended operation
- No matching required for operation at 50Ω
- Small Size: 3.00 x 3.00 x 1.22 mm
- Ceramic Surface Mount Package (SMP)
- Hermetically Sealed
- RoHS (2002/95/EC) compliant, Pb-free 

Functional Block Diagram

Top view



General Description

855728 is a general purpose RF filter for Band 5 Downlink application. This filter was specifically designed in a 3x3mm hermetic package for infrastructure applications and is part of our wide portfolio of RF filters in the same package.

Low insertion loss, coupled with high attenuation and excellent power handling, makes this filter a natural choice for our customers Downlink RF filtering needs.

Pin Configuration

Pin #	Description
2	Input
5	Output
1,3,4,6	Case Ground

Ordering Information

Part No.	Description
855728	packaged part
855728-EVB	evaluation board

Standard T/R size = 5000 units/reel.

Specifications

Electrical Specifications ⁽¹⁾

Specified Temperature Range: ⁽²⁾ -40 to +85 °C

Parameter ⁽³⁾	Conditions	Min	Typical ⁽⁴⁾	Max	Units
Center Frequency		-	881.5	-	MHz
Maximum Insertion Loss	869 – 894 MHz	-	2.7	3.5	dB
Amplitude Variation ⁽⁵⁾	869 – 894 MHz	-	0.8	1.5	dB p-p
Absolute Attenuation ⁽⁶⁾	10 – 779 MHz	45	50	-	dB
	779 – 849 MHz	40	45	-	dB
	914 – 970 MHz	25	33	-	dB
	970 – 1049 MHz	45	55	-	dB
	1049 – 2000 MHz	40	50	-	dB
Input VSWR	869 – 894 MHz	-	1.7:1	2.5:1	-
Output VSWR	869 – 894 MHz	-	1.7:1	2.5:1	-
Source Impedance ⁽⁷⁾	Single-ended	-	50	-	Ω
Load Impedance ⁽⁷⁾	Single-ended	-	50	-	Ω

Notes:

1. All specifications are based on the TriQuint schematic for the main reference design shown on page 3
2. In production, devices will be tested at room temperature to a guardbanded specification to ensure electrical compliance over temperature
3. Electrical margin has been built into the design to account for the variations due to temperature drift and manufacturing tolerances
4. Typical values are based on average measurements of 5 devices at room temperature
5. This is defined as the worst difference between a peak and adjacent valley within defined frequency points
6. Relative to zero dB
7. This is the optimum impedance in order to achieve the performance shown

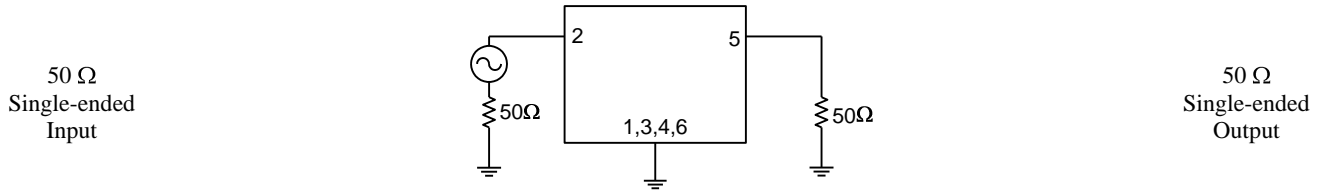
Absolute Maximum Ratings

Parameter	Rating
Operating Temperature	-40 to +85 °C
Storage Temperature	-40 to +85 °C
Input Power	+10dBm

Operation of this device outside the parameter ranges given above may cause permanent damage.

Reference Design

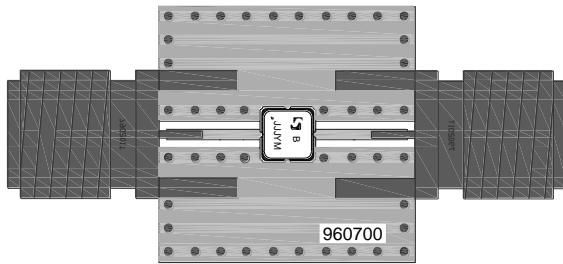
Schematic



Notes:

1. Actual matching values may vary due to PCB layout and parasitic

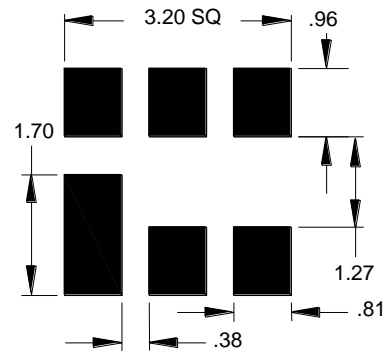
PC Board



Notes:

- Top, middle & bottom layers: 1 oz copper
- Substrates: FR4 dielectric, .031" thick
- Finish plating: Nickel: 3-8µm thick, Gold: .03-.2µm thick
- Hole plating: Copper min .0008µm thick

Mounting Configuration



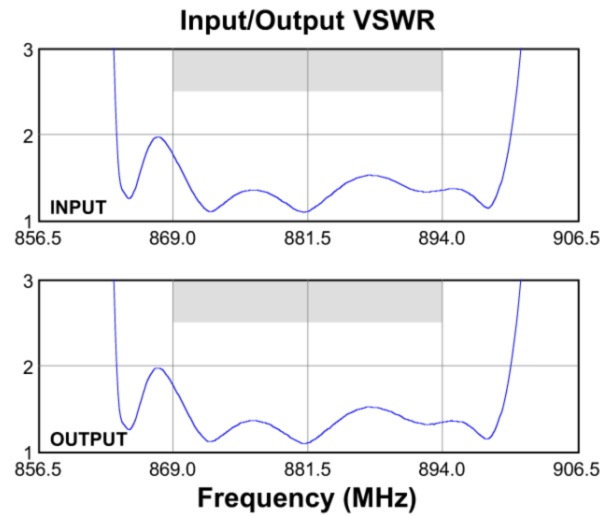
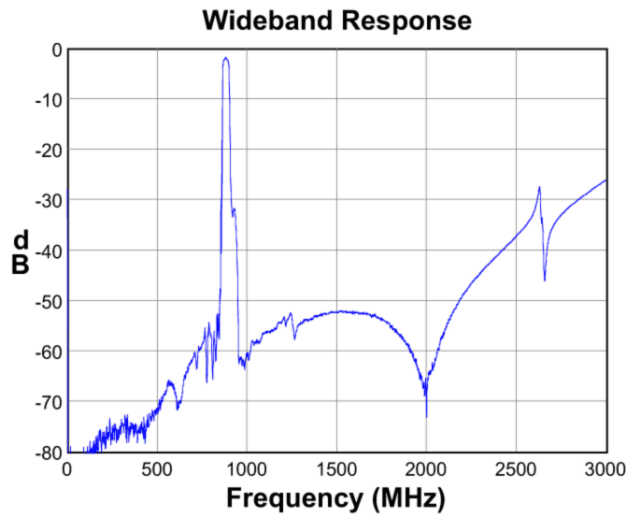
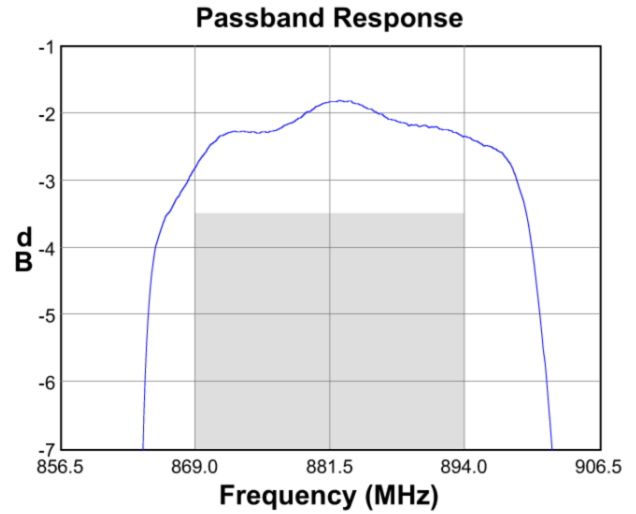
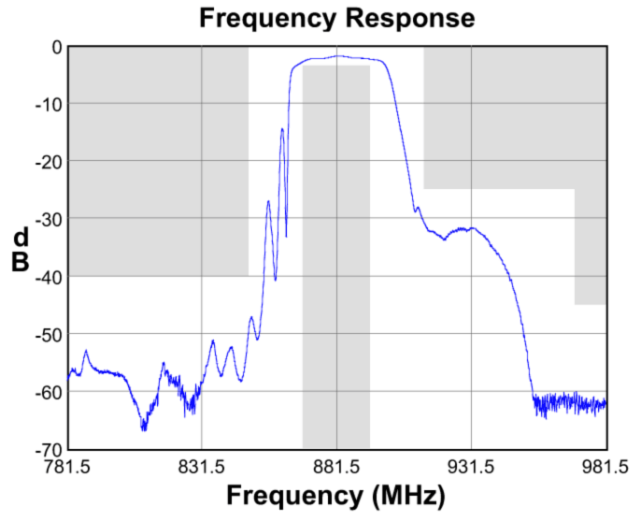
Notes:

1. All dimensions are in millimeters.
2. This footprint represents a recommendation only.

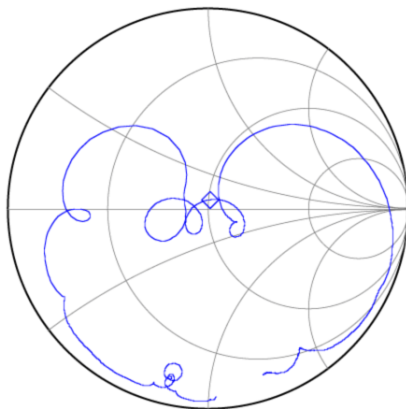
Bill of Material

Reference Desg.	Value	Description	Manufacturer	Part Number
SMA	N/A	SMA connector	Radiall USA Inc.	9602-1111-018
PCB	N/A	3-layer	multiple	960700

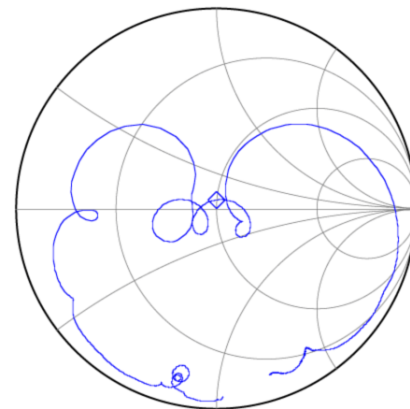
Typical Performance (at room temperature)



Input Smith Chart

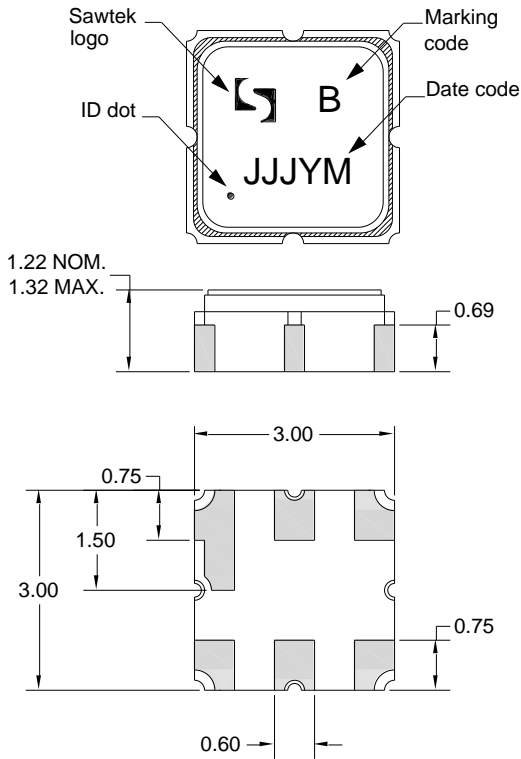


Output Smith Chart



Mechanical Information

Package Information, Dimensions and Marking



Package Style: SMP-12A
 Dimensions: 3.00 x 3.00 x 1.22 mm

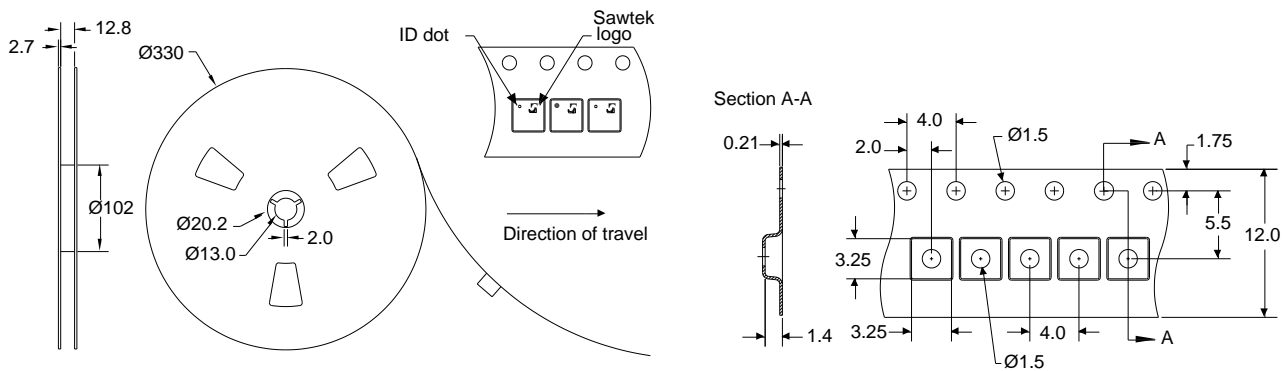
Body: Al_2O_3 ceramic
 Lid: Kovar, Ni plated
 Terminations: Au plating 0.5 - 1.0 μ m, over a 2-6 μ m Ni plating

All dimensions shown are nominal in millimeters
 All tolerances are ± 0.15 mm except overall length and width ± 0.10 mm

The date code consists of: day of the current year (Julian, 3 digits), Y = last digit of the year, and M = manufacturing site code

Tape and Reel Information

Standard T/R size = 5000 units/reel. All dimensions are in millimeters



855728

881.5 MHz SAW Filter

Product Compliance Information

ESD Information



Caution! ESD-Sensitive Device

ESD Rating: 1A

Value: Passes \geq 400V min.
Test: Human Body Model (HBM)
Standard: JEDEC Standard JESD22-A114

ESD Rating: A

Value: Passes \geq 200V min.
Test: Machine Model (MM)
Standard: JEDEC Standard JESD22-A115

MSL Rating

Devices are Hermetic, therefore MSL is not applicable

Solderability

Compatible with the latest version of J-STD-020, lead free solder, 260°C

Refer to [Soldering Profile](#) for recommended guidelines.

This part is compliant with EU 2002/95/EC RoHS directive (Restrictions on the Use of Certain Hazardous Substances in Electrical and Electronic Equipment).

This product also has the following attributes:

- Halogen Free (Chlorine, Bromine)
- Antimony Free
- TBBP-A (C₁₅H₁₂Br₄O₂) Free
- PFOS Free
- SVHC Free

Contact Information

For the latest specifications, additional product information, worldwide sales and distribution locations, and information about TriQuint:

Web: www.triquint.com
Email: info-sales@tqs.com

Tel: +1.407.886.8860
Fax: +1.407.886.7061

For technical questions and application information:

Email: flapplication.engineering@tqs.com

Important Notice

The information contained herein is believed to be reliable. TriQuint makes no warranties regarding the information contained herein. TriQuint assumes no responsibility or liability whatsoever for any of the information contained herein. TriQuint assumes no responsibility or liability whatsoever for the use of the information contained herein. The information contained herein is provided "AS IS, WHERE IS" and with all faults, and the entire risk associated with such information is entirely with the user. All information contained herein is subject to change without notice. Customers should obtain and verify the latest relevant information before placing orders for TriQuint products. The information contained herein or any use of such information does not grant, explicitly or implicitly, to any party any patent rights, licenses, or any other intellectual property rights, whether with regard to such information itself or anything described by such information.

TriQuint products are not warranted or authorized for use as critical components in medical, life-saving, or life-sustaining applications, or other applications where a failure would reasonably be expected to cause severe personal injury or death.