

350764-4 ✓ ACTIVE

MATE-N-LOK | Universal MATE-N-LOK


TE Internal #: 350764-4

Rectangular Power Connectors, Header, Receptacle, Wire-to-Board, 12 Position, 6.35 mm [.25 in] Centerline, Printed Circuit Board, Universal MATE-N-LOK

[View on TE.com >](#)



Connectors > Power Connectors > Rectangular Power > Rectangular Power Connectors



Rectangular Power Connector Type: **Header**

Connector & Housing Type: **Receptacle**

Connector System: **Wire-to-Board**

Number of Positions: **12**

Centerline (Pitch): **6.35 mm [.25 in]**

## Features

### Product Type Features

Rectangular Power Connector Type	Header
Connector & Housing Type	Receptacle
Connector System	Wire-to-Board
Sealable	No
Connector & Contact Terminates To	Printed Circuit Board

### Configuration Features

Number of Positions	12
PCB Mount Orientation	Vertical
Number of Power Positions	12
Number of Rows	3

### Electrical Characteristics

Operating Voltage	600 VAC
-------------------	---------

### Contact Features

Multiple Contact Types	Without
------------------------	---------



PCB Contact Termination Area Plating Material Thickness	2.54 $\mu\text{m}$ [100 $\mu\text{in}$ ]
Contact Layout	Matrix
Contact Underplating Material Thickness	1.27 $\mu\text{m}$ [50 $\mu\text{in}$ ]
Contact Mating Area Plating Material	Tin
Contact Current Rating (Max)	12 A
Contact Retention Within Housing	Without
Contact Type	Socket
PCB Contact Termination Area Plating Material	Pre-Tin
Contact Mating Area Plating Material Thickness	3.81 – 5.08 $\mu\text{m}$ [150 – 200 $\mu\text{in}$ ]

### Termination Features

Termination Post & Tail Length	3.18 mm[.125 in]
Termination Method to Printed Circuit Board	Through Hole - Solder

### Mechanical Attachment

Strain Relief	Without
Mating Alignment Type	Polarization
Mating Retention	With
Mating Alignment	With
PCB Mount Alignment	Without
Panel Mount Feature	Without
PCB Mount Retention	Without
Mating Retention Type	Positive Lock
Connector Mounting Type	Board Mount

### Housing Features

Centerline (Pitch)	6.35 mm[.25 in]
Housing Color	Natural
Housing Material	Nylon

### Dimensions

	.18 in
PCB Thickness (Recommended)	1.57 mm[.062 in]
Row-to-Row Spacing	6.35 mm[.25 in]

### Usage Conditions

Operating Temperature Range	-40 – 105 $^{\circ}\text{C}$ [-40 – 221 $^{\circ}\text{F}$ ]
-----------------------------	--



### Operation/Application

Circuit Application	Power
---------------------	-------

### Industry Standards

CSA Rating	Certified, LR 7189
UL Rating	Recognized
Compatible With Agency/Standards Products	CSA, UL, VDE
Compatible With Approved Standards Products	UL E28476
UL Flammability Rating	UL 94V-2
Glow Wire Rating	Standard Part - Not Glow Wire

### Packaging Features

Packaging Quantity	75
Packaging Method	Bag

### Product Compliance

[For compliance documentation, visit the product page on TE.com>](#)

EU RoHS Directive 2011/65/EU	Compliant
EU ELV Directive 2000/53/EC	Compliant
China RoHS 2 Directive MIIT Order No 32, 2016	No Restricted Materials Above Threshold
EU REACH Regulation (EC) No. 1907/2006	Current ECHA Candidate List: JUNE 2024 (241) Candidate List Declared Against: JAN 2024 (240) Does not contain REACH SVHC
Halogen Content	Low Halogen - Br, Cl, F, I < 900 ppm per homogenous material. Also BFR/CFR/PVC Free
Solder Process Capability	Wave solder capable to 265°C

#### Product Compliance Disclaimer

This information is provided based on reasonable inquiry of our suppliers and represents our current actual knowledge based on the information they provided. This information is subject to change. The part numbers that TE has identified as EU RoHS compliant have a maximum concentration of 0.1% by weight in homogenous materials for lead, hexavalent chromium, mercury, PBB, PBDE, DBP, BBP, DEHP, DIBP, and 0.01% for cadmium, or qualify for an exemption to these limits as defined in the Annexes of Directive 2011/65/EU (RoHS2). Finished electrical and electronic equipment products will be CE marked as required by Directive 2011/65/EU. Components may not be CE marked. Additionally, the part numbers that TE has identified as EU ELV compliant have a maximum concentration of 0.1% by weight in homogenous materials for lead, hexavalent chromium, and mercury, and 0.01% for cadmium, or qualify for an exemption to these limits as defined in the Annexes of Directive 2000/53/EC (ELV). Regarding the REACH Regulation, the information TE provides on SVHC in articles for this part number is based on the latest European Chemicals Agency (ECHA) 'Guidance on requirements for substances in articles' posted at this URL: <https://echa.europa.eu/guidance-documents/guidance-on-reach>

## Compatible Parts



TE Part # 350812-1  
STR/REL CLAMP UMNL



TE Part # 794279-1  
12P UMNL INTERFACE SEAL



TE Part # 926681-3  
12P UNIV.CAP HSG.



TE Part # 1-640723-0  
12P UMNL STR/REL & INSRT NATL



TE Part # 794280-1  
12P UMNL WIRE SEAL



TE Part # 1-350590-0  
STR/REL CLAMP NATL



TE Part # 926681-1  
UNIV.M-N-L.CAP HSG.



TE Part # 1-480708-0  
12P UMNL PLUG HSG NATL



TE Part # 643428-2  
12P UMNL HDR ASSY POL



TE Part # 643428-3  
12P UMNL HDR ASSY POL 94VO



TE Part # 640717-1  
12P UMNL STR/REL



TE Part # 1586854-1  
12P UMNL CAP HSG, GW



TE Part # 1863006-1  
12P UMNL CAP HSG



TE Part # 643255-1  
12P UMNL ASSY MOD HSG VO



TE Part # 794727-1  
12P UMNL CAP HSG NATL, BLACK



TE Part # 2178620-1  
UMNL 12 WAY CAP HOUSING



TE Part # 2178621-1  
UMNL 12 WAY CAP HOUSING

Also in the Series | **Universal MATE-N-LOK**





Circular Power Connectors(2)



Connector Caps & Covers(34)



Connector Contacts(209)



Connector Hardware(12)



Connector Seals & Cavity Plugs(27)



Connector Strain Relief(7)



Insertion & Extraction Tools(4)



Rectangular Connector Housings(1)




Rectangular Power Connectors(672)



Standard Circular Connectors(1)

## Customers Also Bought



TE Part #5100668-1  
Z-PACK M.ASSY.154P.



TE Part #1-480708-9  
12P UMNL PLUG HSG BLK



TE Part #2-1445093-4  
MICRO MNL HDR ASSY S/ROW AU LF



TE Part #350760-4  
03P UMNL HDR ASSY PC



TE Part #1-770834-0  
MINI UMNL SOK AU LF



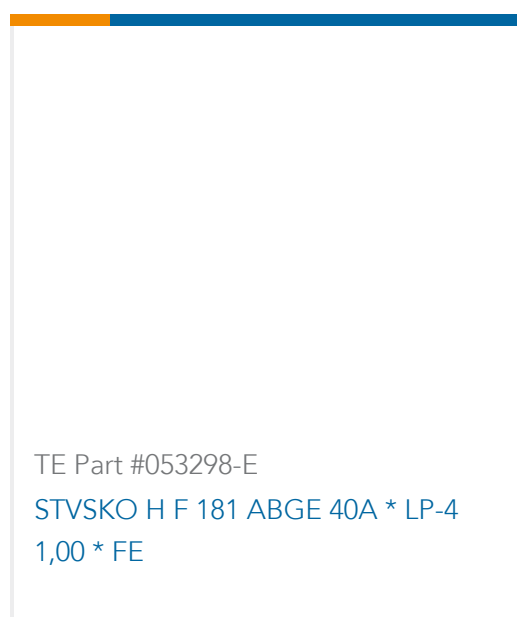
TE Part #1571610-2  
Sealed R/A Tact switch, Sealed



TE Part #4-1609157-3  
IEC Filtered Inlets, Corcom EJT Series



TE Part #1474654-7  
FSN-23A-10



## Documents

### Product Drawings

12P UMNL HDR ASSY PC

English

### CAD Files

3D PDF

3D

Customer View Model

[ENG\\_CVM\\_CVM\\_350764-4\\_T.2d\\_dxf.zip](#)

English

Customer View Model

[ENG\\_CVM\\_CVM\\_350764-4\\_T.3d\\_igs.zip](#)

English

Customer View Model

[ENG\\_CVM\\_CVM\\_350764-4\\_T.3d\\_stp.zip](#)

English

3D PDF

English

Customer View Model

[ENG\\_CVM\\_350764-4\\_N.2d\\_dxf.zip](#)

English

Customer View Model

[ENG\\_CVM\\_350764-4\\_N.3d\\_igs.zip](#)

English

Customer View Model

[ENG\\_CVM\\_350764-4\\_N.3d\\_stp.zip](#)

English

By downloading the CAD file I accept and agree to the [Terms and Conditions](#) of use.

### Datasheets & Catalog Pages

SOFT\_SHELL\_PIN\_SOCKET\_CONNECTORS\_STANDARD\_DENSITY

English

### Product Specifications

Application Specification

English



---

**Instruction Sheets**

**Instruction Sheet (U.S.)**

English

---

**Agency Approvals**

**UL**

English