

1-172338-2 ✓ ACTIVE

MATE-N-LOK | Mini-Universal MATE-N-LOK

TE Internal #: 1-172338-2

Rectangular Power Connectors, Housing, Plug, Wire-to-Wire, 4

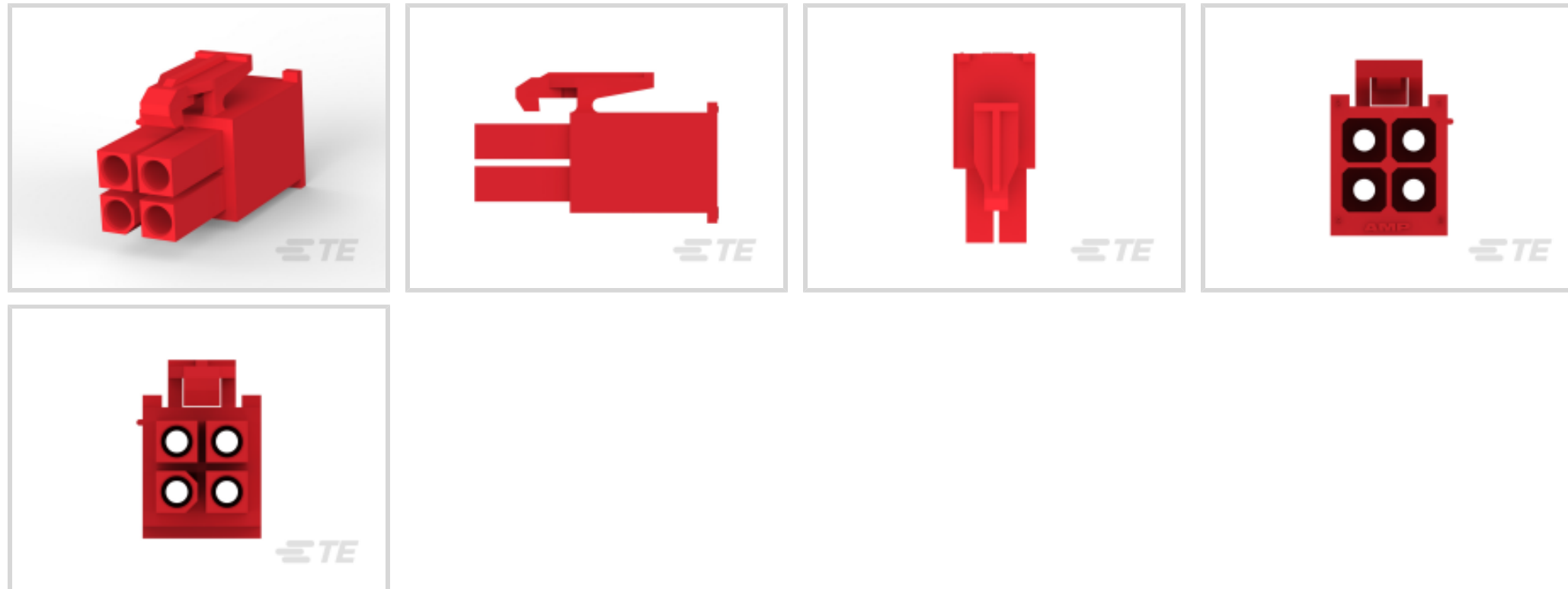
Position, 4.14 mm [.163 in] Centerline, Wire & Cable, UL 94V-2, Mini-

Universal MATE-N-LOK

[View on TE.com >](#)



Connectors > Power Connectors > Rectangular Power > Rectangular Power Connectors



Rectangular Power Connector Type: **Housing**

Connector & Housing Type: **Plug**

Connector System: **Wire-to-Wire**

Number of Positions: **4**

Centerline (Pitch): **4.14 mm [.163 in]**

Features

Product Type Features

Rectangular Power Connector Type	Housing
Connector & Housing Type	Plug
Connector System	Wire-to-Wire
Sealable	No
Connector & Contact Terminates To	Wire & Cable

Configuration Features

Number of Positions	4
Number of Power Positions	4
Number of Signal Positions	0
Number of Rows	2

Electrical Characteristics

Operating Voltage	600 VDC
-------------------	---------

Contact Features

Contact Retention Within Housing	Without
----------------------------------	---------



Contact Type	Socket
--------------	--------

Termination Features

Termination Method to Wire & Cable	Crimp
------------------------------------	-------

Mechanical Attachment

Connector Mounting Type	Cable Mount (Free-Hanging)
-------------------------	----------------------------

Housing Features

Centerline (Pitch)	4.14 mm [.163 in]
--------------------	-------------------

Housing Color	Red
---------------	-----

Housing Material	Nylon 6/6
------------------	-----------

Dimensions

Row-to-Row Spacing	4.14 mm [.163 in]
--------------------	-------------------

Usage Conditions

Operating Temperature Range	-20 – 105 °C [-4 – 221 °F]
-----------------------------	----------------------------

Operation/Application

Circuit Application	Power & Signal
---------------------	----------------

Industry Standards

UL Flammability Rating	UL 94V-2
------------------------	----------

Glow Wire Rating	Standard Part - Not Glow Wire
------------------	-------------------------------

Packaging Features

Packaging Quantity	500
--------------------	-----

Packaging Method	Bag
------------------	-----

Product Compliance

[For compliance documentation, visit the product page on TE.com>](#)

EU RoHS Directive 2011/65/EU	Compliant
------------------------------	-----------

EU ELV Directive 2000/53/EC	Compliant
-----------------------------	-----------

China RoHS 2 Directive MIIT Order No 32, 2016	No Restricted Materials Above Threshold
---	---

EU REACH Regulation (EC) No. 1907/2006	Current ECHA Candidate List: JUNE 2024 (241) Candidate List Declared Against: JAN 2024 (240) Does not contain REACH SVHC
--	--

Halogen Content	Low Halogen - Br, Cl, F, I < 900 ppm per
-----------------	--

homogenous material. Also BFR/CFR/PVC Free

Solder Process Capability

Not applicable for solder process capability

Product Compliance Disclaimer

This information is provided based on reasonable inquiry of our suppliers and represents our current actual knowledge based on the information they provided. This information is subject to change. The part numbers that TE has identified as EU RoHS compliant have a maximum concentration of 0.1% by weight in homogenous materials for lead, hexavalent chromium, mercury, PBB, PBDE, DBP, BBP, DEHP, DIBP, and 0.01% for cadmium, or qualify for an exemption to these limits as defined in the Annexes of Directive 2011/65/EU (RoHS2). Finished electrical and electronic equipment products will be CE marked as required by Directive 2011/65/EU. Components may not be CE marked. Additionally, the part numbers that TE has identified as EU ELV compliant have a maximum concentration of 0.1% by weight in homogenous materials for lead, hexavalent chromium, and mercury, and 0.01% for cadmium, or qualify for an exemption to these limits as defined in the Annexes of Directive 2000/53/EC (ELV). Regarding the REACH Regulation, the information TE provides on SVHC in articles for this part number is based on the latest European Chemicals Agency (ECHA) 'Guidance on requirements for substances in articles' posted at this URL: <https://echa.europa.eu/guidance-documents/guidance-on-reach>

Compatible Parts



TE Part # 1-770988-1
MINI UMNL SOK 22-18AWG LP LF



TE Part # 1-770985-0
MINI UMNL PIN 26-22AWG AU LP



TE Part # 1-770987-0
MINI UMNL PIN 22-18 AWG AU LP



TE Part # 770988-3
MINI UMNL SOK 22-18AWG AU LP



TE Part # 1-770988-0
MINI UMNL SOK 22-18AWG AU



TE Part # 1-794059-0
MINI UMNL PIN L/P LF



TE Part # 770988-1
MINI UMNL SOK 22-18AWG SN LP



TE Part # 770986-1
MINI UMNL SOK 26-22AWG SN LP



TE Part # 794058-1
MINI UMNL SOK L/P



TE Part # 170365-3
MINI UNIVERSAL M-N-L SOCKET LP



TE Part # 170364-3
MINI UNIVERSAL M-N-L PIN LP



TE Part # 770985-1
MINI UMNL PIN 26-22AWG SN LP



TE Part # 1-794407-1
MINI UMNL SOK 20-16 AWG AU LF



TE Part # 170363-3
MINI UNIVERSAL M-N-L PIN LP



TE Part # 171638-1
MINI U-M-N-L PIN CONT. L.P



TE Part # 171639-1
MINI U-M-N-L SOCKET L.P



TE Part # 770903-3
MINI UMNL PIN 22-18 AWG AU



TE Part # 170366-3
MINI UNIVERSAL M-N-L SOCKET LP



TE Part # 794059-1
MINI UMNL PIN L/P




TE Part # 170364-1
MINI UNIVERSAL M-N-L PIN LP


Also in the Series | Mini-Universal MATE-N-LOK




Connector Caps & Covers(2)



Connector Contacts(89)



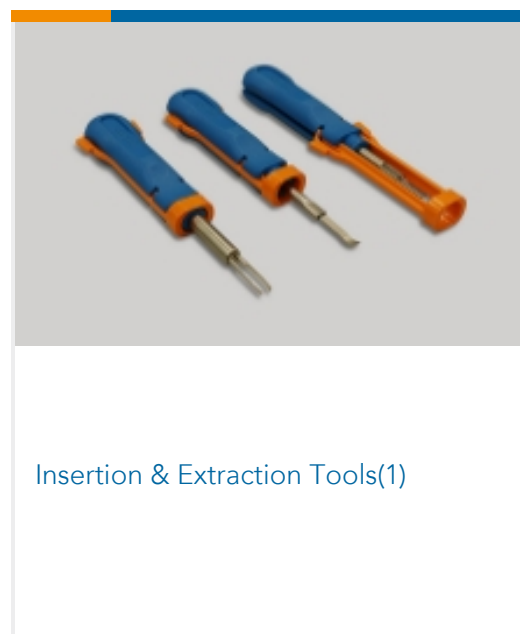
Connector Hardware(4)



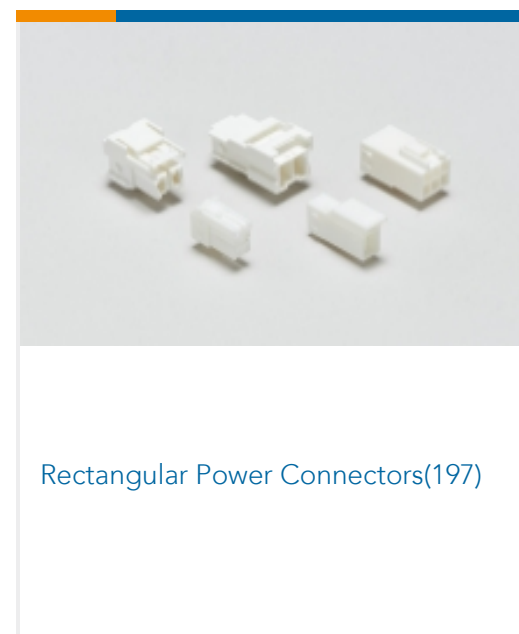
Connector Seals & Cavity Plugs(17)



Connector Strain Relief(2)



Insertion & Extraction Tools(1)



Rectangular Power Connectors(197)

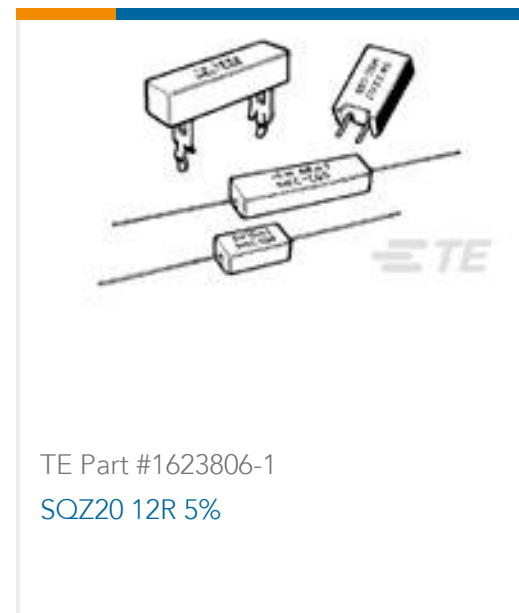
Customers Also Bought



TE Part #1658544-3
CONT,PIN,PLATED,20DF,STRIP,#22



TE Part #6-1625971-7
Power Resistors: Aluminum Housed,
HSA



TE Part #1623806-1
SQZ20 12R 5%



TE Part #1-172168-2
MINI UNIVERSAL M-N-L PLUG 6P



Documents

Product Drawings

4CIR MINI-UMNL PLUG RED

English

CAD Files

3D PDF

English

Customer View Model

[ENG_CVM_1-172338-2_A1.2d_dxf.zip](#)

English

Customer View Model

[ENG_CVM_1-172338-2_A1.3d_igs.zip](#)

English

Customer View Model

[ENG_CVM_1-172338-2_A1.3d_stp.zip](#)

English

3D PDF

3D

Customer View Model

[ENG_CVM_CVM_1-172338-2_H.2d_dxf.zip](#)

English

Customer View Model

[ENG_CVM_CVM_1-172338-2_H.3d_igs.zip](#)

English

Customer View Model

[ENG_CVM_CVM_1-172338-2_H.3d_stp.zip](#)

English



By downloading the CAD file I accept and agree to the [Terms and Conditions](#) of use.

Product Specifications

Application Specification

English

Instruction Sheets

Instruction Sheet (U.S.)

English

Instruction Sheet (U.S.)

English

Agency Approvals

Agency Approval Document

English