





LCW-125-11-G-S-300



LCW-115-09-S-S-300-RE

(2,54mm) .100"

LCW SERIES

FRICITION LOCK TERMINAL STRIPS

Mates with:
SSW, SSQ, ESW, ESQ,
IDSS

SPECIFICATIONS

For complete specifications and recommended PCB layouts see www.samtec.com?LCW

Insulator Material:
Black Glass Filled Polyester



Terminal Material:
Phosphor Bronze

Plating:
Au or Sn over 50µ" (1,27µm) Ni

Flammability Rating:
UL 94V-O

Insulation Resistance:
5000 MΩ @ 500 VDC

Operating Temp Range:
-55°C to 125°C with Gold
-55°C to 105°C with Tin

Withstanding Voltage:
1000 VRMS @ 60 Hz

Current Rating:
3 A

RoHS Compliant:
Yes

Processing:
Lead-Free Solderable:
Wave Only

LCW	1	NO. PINS PER ROW	LEAD STYLE	PLATING OPTION	ROW OPTION	POST HEIGHT	OPTION
			<p>01 thru 36 (36 positions standard)</p>	<p>-L = 10µ" (0,25µm) Gold on post, Matte Tin on tail</p> <p>-G = 10µ" (0,25µm) Gold on post, Gold flash on balance</p> <p>-S = 30µ" (0,76µm) Gold on post, Matte Tin on tail</p> <p>-T = Matte Tin</p>	<p>-S = Single Row</p> <p>-M = Locking Clip Removed From Each End</p>	<p>-XXX = "C"</p> <p>Specify "230" or "300" standard post length from chart below.</p>	<p>-RX = Right Angle (Specify from chart)</p> <p>-LL = Locking Lead (N/A with Right Angle)</p> <p>Two leads crimped in opposite directions on or near centerline. ("A"=300" or less) N/A w/1 or 2 positions</p> <p>-XX = Polarized</p>

ALSO AVAILABLE

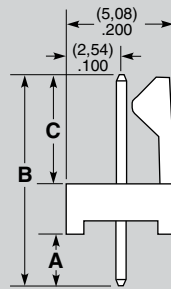
Locking Socket

see www.samtec.com?SSW (Body Style -P)

Straight Pin Versions

LEAD STYLE	TAIL A	OAL B	POST C
* -07	(2,54) .100	(10,92) .430	
* -08	(5,08) .200	(13,46) .530	
-09	(10,16) .400	(18,54) .730	
-10	(12,70) .500	(21,08) .830	
-11	(15,24) .600	(23,62) .930	
-12	(17,78) .700	(26,16) 1.030	
-13	(22,86) .900	(31,24) 1.230	(5,84) .230
-14	(27,94) 1.100	(36,32) 1.430	
* -15	(7,62) .300	(16,00) .630	
* -16	(2,92) .115	(11,30) .445	
* -17	(3,81) .150	(12,19) .480	
* -19	(25,40) 1.000	(33,78) 1.330	
-20	(20,32) .800	(28,70) 1.130	
* -08	(3,30) .130	(13,46) .530	
-09	(8,38) .330	(18,54) .730	
-10	(10,92) .430	(21,08) .830	
-11	(13,46) .530	(23,62) .930	
-12	(16,00) .630	(26,16) 1.030	
-13	(21,08) .830	(31,24) 1.230	(7,62) .300
-14	(16,16) .636	(36,32) 1.430	
* -15	(5,84) .230	(16,00) .630	
-19	(23,62) .930	(33,78) 1.330	
-20	(18,54) .730	(28,70) 1.130	

Specify "LEAD STYLE" from chart.



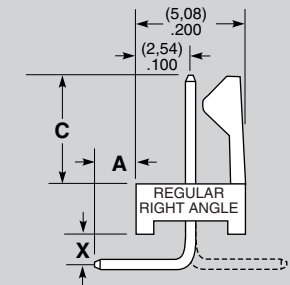
*Available with -LL (Locking Lead) Option

Note:
Some lengths, styles and options are non-standard, non-returnable.

Right Angle Versions

LEAD STYLE	-RA & -RR TAIL A	-RE TAIL A	-RP TAIL A	POST C
-09	(6,60) .260	(4,06) .160	(7,62) .300	
-10	(9,14) .360	(6,80) .280	(10,16) .400	
-11	(11,68) .460	(9,14) .360	(12,70) .500	
-12	(14,22) .560	(11,68) .460	(15,24) .600	
-13	(19,30) .760	(16,76) .660	(20,32) .800	(5,84) .230
-14	(24,38) .960	(21,84) .860	(25,40) 1.000	
-15	(4,06) .160	(1,52) .060	(5,08) .200	
-19	(21,84) .860	(19,30) .760	(22,86) .900	
-20	(16,76) .660	(14,22) .560	(17,78) .700	
-09	(4,83) .190	(2,29) .090	(5,84) .230	
-10	(7,37) .290	(4,83) .190	(8,38) .330	
-11	(9,91) .390	(7,37) .290	(10,92) .430	
-12	(12,45) .490	(9,91) .390	(13,46) .530	
-13	(17,53) .690	(14,99) .590	(18,54) .730	(7,62) .300
-14	(22,61) .890	(20,07) .790	(23,62) .930	
-15	(2,29) .090	-	(3,30) .130	
-19	(20,07) .790	(17,53) .690	(21,08) .830	
-20	(14,99) .590	(12,45) .490	(16,00) .630	

Specify "LEAD STYLE" from chart.



OPTION	x	OPTION	x
-RA	(1,52) .060	-RR	(1,52) .060
-RE	(4,06) .160	-PR	(0,64) .025 MAX
-RP	(0,64) .025 MAX		

Due to technical progress, all designs, specifications and components are subject to change without notice.

WWW.SAMTEC.COM