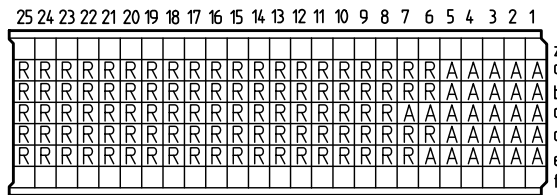
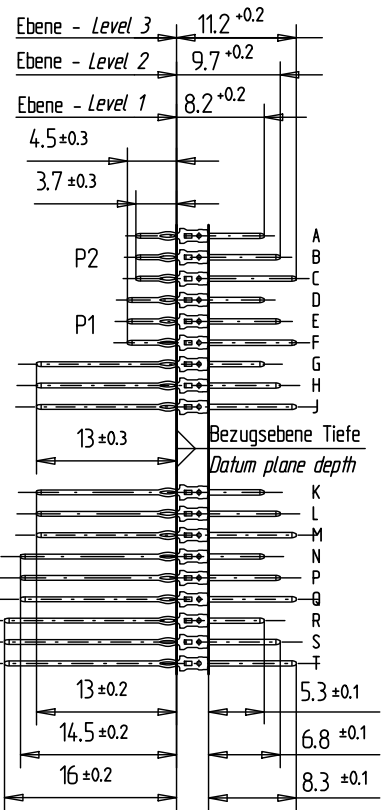
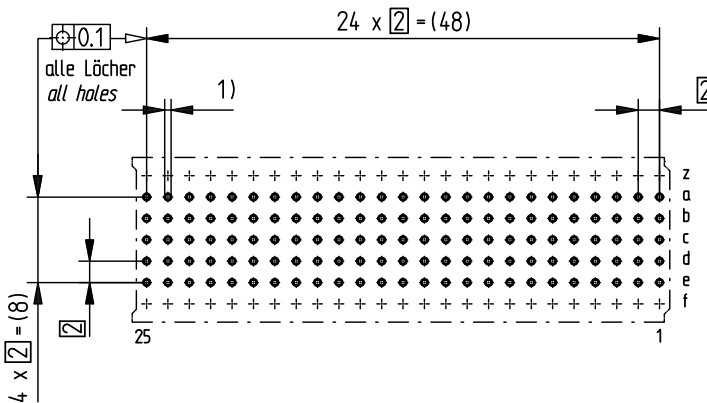


Bestückungsplan - contact layout



Lochbild für Leiterplatte (Bestückungsseite)

Board hole pattern (Component mounting side)



- 1) $\varnothing 0,6 \pm 0,05$ Durchmesser des metallisierten Loches
 $\varnothing 0,6 \pm 0,05$ Diameter of finished plated-through hole
 $\varnothing 0,7 \pm 0,02$ Bohrungsdurchmesser des Loches
 $\varnothing 0,7 \pm 0,02$ Diameter of drilled hole

Schichtaufbau im metallisierten Loch siehe Zeichnung 114406
 Metal plating of plated-through hole see drawing 114406

Fehlende Masse und Angaben nach IEC 1076-4-101
 Missing information and dimensions per IEC 1076-4-101

Information: P2, R1 Level 1 siehe Bestückungsplan/ see contact layout Anforderungsstufe 2 / class 2	Tolerances		Scale 2:1
	All Dimensions in mm		
All rights reserved. Only for information. To insure that this is the latest version of this drawing, please contact one of the ERNI companies before using.	Subject to modification without prior notice. Drawing will not be updated.	Designation	
	ERmet Messerleiste B ERmet Male Wide Type B		384517
Index	Date	H:00068168.SZA	ERMB