

# 2.0mm (0.079") Pin Header

*Straight and Right Angle  
(Single Row)*

**1201 Series**

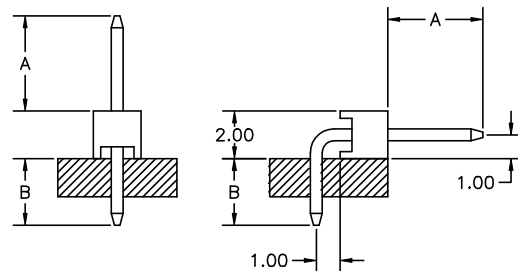
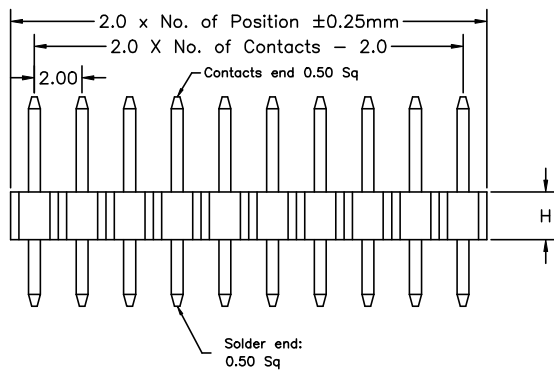
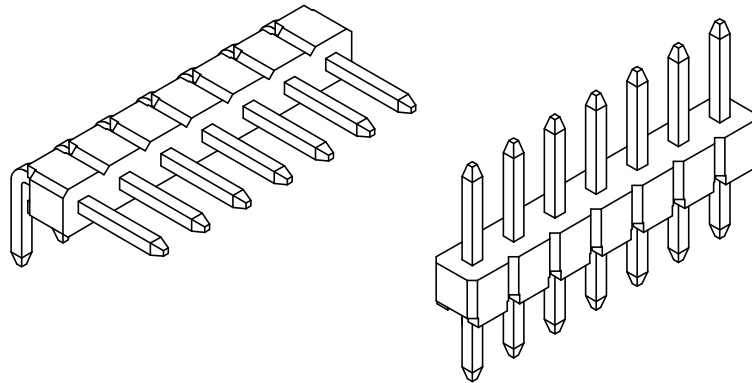
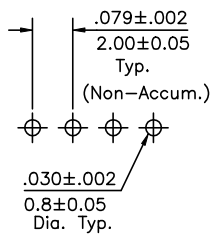
## APPLICATION AND FEATURES

1. Side and end stackable (on unbroken edges).
2. Notches for easy breakable.
3. Variable pin length, gold, selective gold or tin plated.
4. Standoffs facilitate post soldering clean.
5. Mate with P.C.Board connectors such as 1211,1311 & 1206 series.

## SPECIFICATIONS

Current Rating: 1 Amp  
 Insulator resistance: 5000 Megohms min.  
 Dielectric withstanding: AC 500 V  
 Operating Temperature: -40° to +105°C  
 Contact Material: Brass  
 Insulator Material: Polyester, UL 94V-0  
 ©Standard: P.B.T

Recommended P.C.Board  
Hole Layout



## Order Information 1201 Series

Example: 1201 - 34 - S1 - 02 - A/B

Series No.	Number of Contacts	Connector Type	Contact Plating	Pin Length mm
1201	02 to 40 Contacts	Straight "H"	Tin Plated 01	A B
		1.5mm Base S1	Gold Plated	4.0 2.8
		2.0mm Base S2	Flash 02	
		Right Angle "H"	10 μ" 10	
		1.5mm Base R1	30 μ" 30	
		2.0mm Base R2		