

3.96mm (0.156") Pin Housing

BH Series

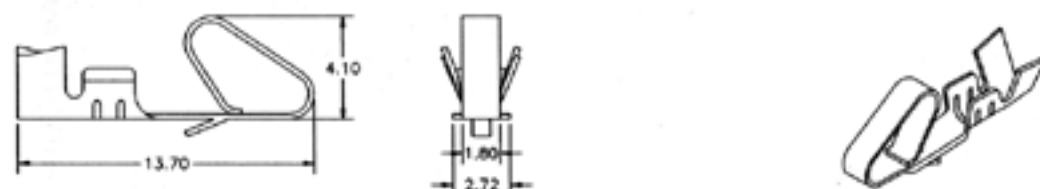
FEATURES

2-20 Circuits
 Post: Brass, Copper-Undercoated,
 Tin/Lead-Plated
 Wafer: Nylon, UL 94V-0

SPECIFICATIONS

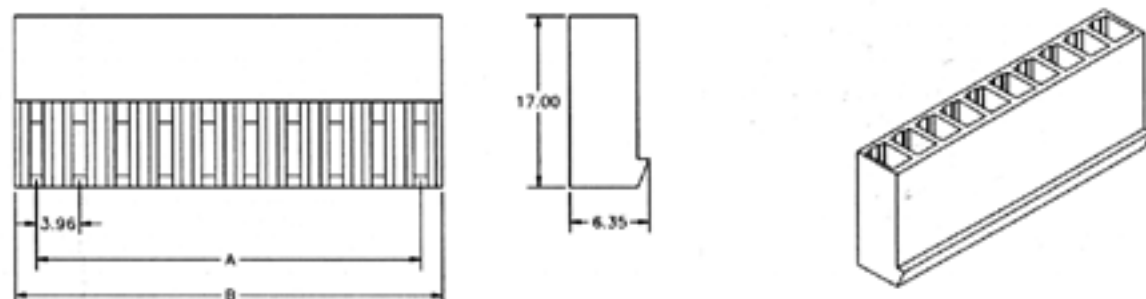
Current Rating: 3A AC DC
 Voltage Rating: 250V AC Maximum
 Temperature Range: -25°C~+90°C
 Contact Resistance: Initial Value/10 m ohm max
 After Environmental Testing
 /20 m ohm min
 Insulation Resistance: 1000 M ohm min
 Withstand Voltage: 1500V AC/minute
 P.C.Board Thickness: 1.6mm(.063")

Contact



Model No.	Applicable Wire			Material	Finish
	mm ²	AWG #	Insulation O.D.		
BH-C-0	0.75 to 0.2	18 to 24	2.8 to 1.5	Brass	Tin-Plated

Housing



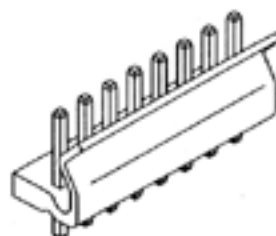
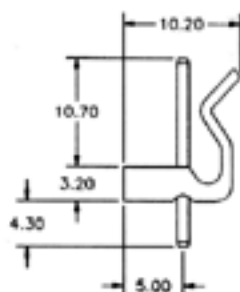
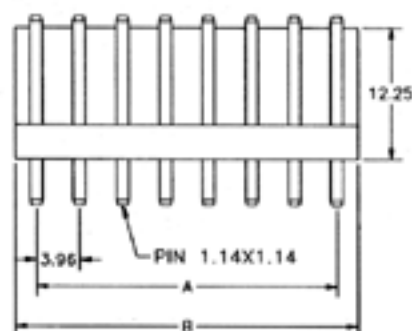
Circuits	Model No.	Dimension mm	
		A	B
2	BH-H-2	3.96	7.82
3	BH-H-3	7.92	11.79
4	BH-H-4	11.88	15.75
5	BH-H-5	15.84	19.71
6	BH-H-6	19.80	23.67
7	BH-H-7	23.76	27.64
8	BH-H-8	27.72	31.60
9	BH-H-9	31.86	35.66
10	BH-H-10	35.64	39.52
11	BH-H-11	39.60	43.48

Circuits	Model No.	Dimension mm	
		A	B
12	BH-H-12	43.56	47.45
13	BH-H-13	47.52	51.41
14	BH-H-14	51.48	55.37
15	BH-H-15	55.44	59.33
16	BH-H-16	59.40	63.30
17	BH-H-17	63.36	67.26
18	BH-H-18	67.32	71.22
19	BH-H-19	71.28	75.18
20	BH-H-20	75.24	79.15

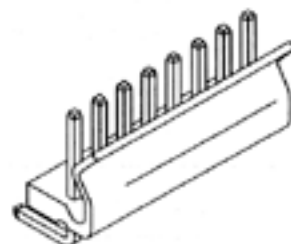
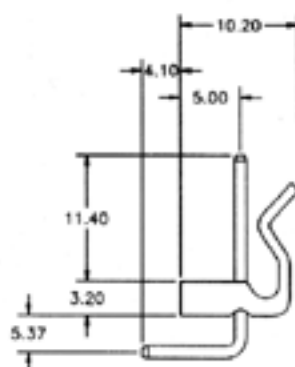
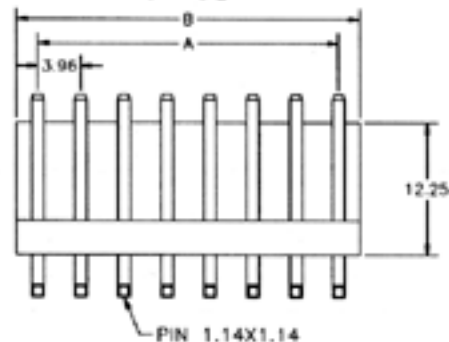
3.96mm (0.156") Pin Wafer

BH Series

Top Entry Type



Side Entry Type

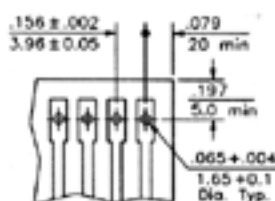


Circuits	Model No.		Dimension mm	
	Top Entry	Side Entry	A	B
2	BH-T- 2	BH-S- 2	3.96	7.92
3	BH-T- 3	BH-S- 3	7.92	11.88
4	BH-T- 4	BH-S- 4	11.88	15.84
5	BH-T- 5	BH-S- 5	15.84	19.80
6	BH-T- 6	BH-S- 6	19.80	23.76
7	BH-T- 7	BH-S- 7	23.76	27.72
8	BH-T- 8	BH-S- 8	27.72	31.68
9	BH-T- 9	BH-S- 9	31.68	35.64
10	BH-T-10	BH-S-10	35.64	39.60
11	BH-T-11	BH-S-11	39.60	43.56

Circuits	Model No.		Dimension mm	
	Top Entry	Side Entry	A	B
12	BH-T-12	BH-S-12	43.56	47.52
13	BH-T-13	BH-S-13	47.52	51.48
14	BH-T-14	BH-S-14	51.48	55.44
15	BH-T-15	BH-S-15	55.44	59.40
16	BH-T-16	BH-S-16	59.40	63.36
17	BH-T-17	BH-S-17	63.36	67.32
18	BH-T-18	BH-S-18	67.32	71.28
19	BH-T-19	BH-S-19	71.28	75.24
20	BH-T-20	BH-S-20	75.24	79.20

DIP Type P.C.Board Layout

Top Entry Type



Side Entry Type

