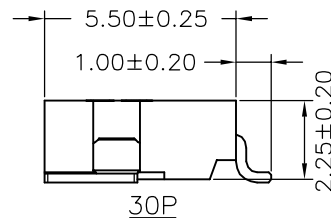
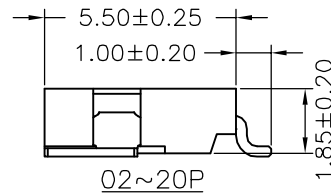


P.C.B. LAYOUT



SPECIFICATIONS

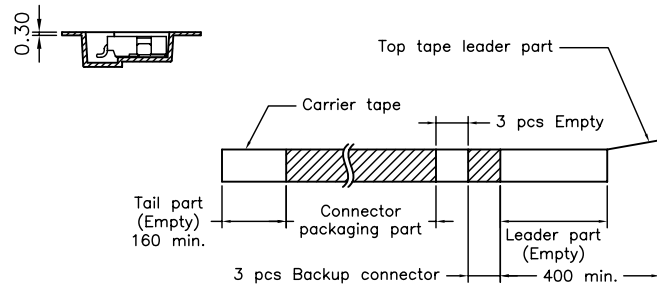
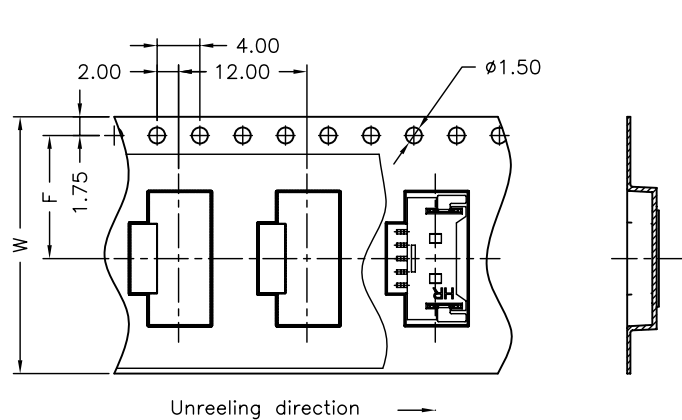
Current Rating: 1A AC,DC
 Voltage Rating: 125V AC,DC
 Temperature Range: -25°C ~ +85°C
 Contact Resistance: 20mΩ Max.
 Insulation Resistance: 100MΩ Min.
 Withstanding Voltage: 500V AC/minute
 Pin Material: Brass/Gold-plated 3u"
 Solder Tabs: Brass/Tin-plated
 Material: Nylon 6T,UL94V-0
 Color: Natural(Beige)

Ordering Information & Dimensions

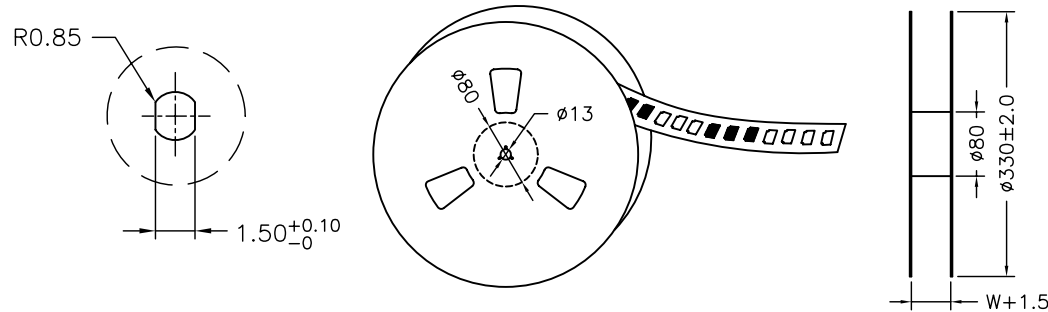
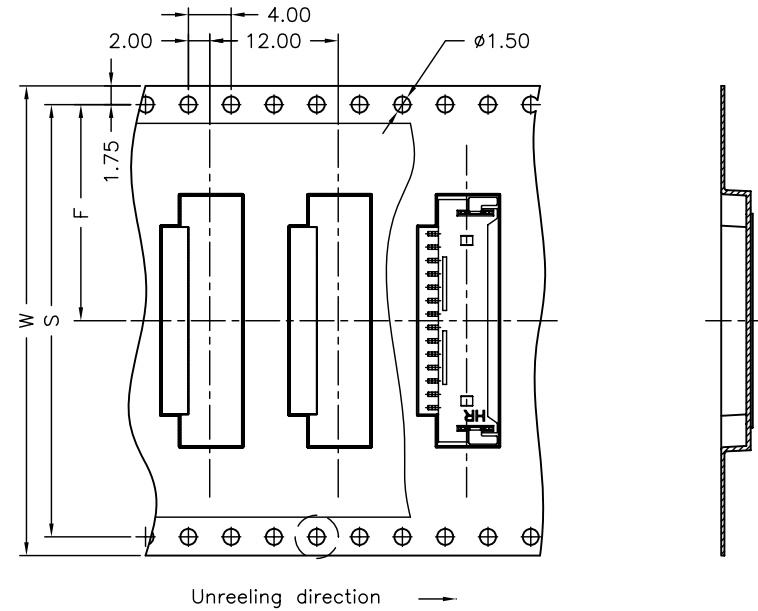
PART NO.	Dimensions		
	A	B	C
A1254WR-S-02P	1.25	7.65	8.07
A1254WR-S-03P	2.50	8.90	9.32
A1254WR-S-04P	3.75	10.15	10.57
A1254WR-S-05P	5.00	11.40	11.82
A1254WR-S-06P	6.25	12.65	13.07
A1254WR-S-07P	7.50	13.90	14.32
A1254WR-S-08P	8.75	15.15	15.57
A1254WR-S-09P	10.00	16.40	16.82
A1254WR-S-10P	11.25	17.65	18.07
A1254WR-S-11P	12.50	18.90	19.32
A1254WR-S-12P	13.75	20.15	20.57
A1254WR-S-14P	16.25	22.65	23.07
A1254WR-S-15P	17.50	23.90	24.32
A1254WR-S-16P	18.75	25.15	25.57
A1254WR-S-20P	23.75	30.15	30.57
A1254WR-S-30P	36.25	42.65	43.07

				UNIT	SCALE	SHEET	TITLE:
				mm		1 of 2	
		DRAWN BY		APPROVED BY		1.25mm PITCH 90° WAFER-SMT TYPE ULTRA LOW PROFILE	
		董正一		董正一			
B3	REVISE	2008.01.16	2001.02.01		2001.02.01		
B2	REVISE	2006.07.04	GENERAL TOLERANCE				
B1	REVISE	2006.06.01	X.X±0.25	ANGLE±		DRAW NO. : A1254WR-S-XP	
B0	NEW RELEASE	2005.12.08	X.XX±0.15				
REV.	DESCRIPTION	DATE	X.XXX±0.05				

02~09 Contacts



10~30 Contacts



Number of Contacts	W±0.3	F±0.1	S±0.1	Q'ty/Reel
02P	16	7.50		1,000
03P	24	11.50		1,000
04P	24	11.50		1,000
05P	24	11.50		1,000
06P	24	11.50		1,000
07P	24	11.50		1,000
08P	24	11.50		1,000
09P	24	11.50		1,000
10P	32	14.20		28.40
11P	32	14.20	28.40	1,000
12P	32	14.20	28.40	1,000
13P	32	14.20	28.40	1,000
14P	44	20.20	40.40	1,000
15P	44	20.20	40.40	1,000
20P	44	20.20	40.40	1,000
30P	56	26.20	52.40	1,000

		UNIT	SCALE	SHEET	
		mm		2 of 2	
		DRAWN BY		APPROVED BY	
		蕭惠鳳		謝瑞清	
		2004.02.12		2004.02.12	
		GENERAL TOLERANCE			
B2	REVISE	2006.07.04	X.X±0.25	ANGLE±	
B1	REVISE	2006.06.01	X.XX±0.15		
B0	NEW RELEASE	2005.12.08	X.XXX±0.05		
REV.	DESCRIPTION	DATE			
				TITLE:	
				1.25mm PITCH 90° WAFER-SMT TYPE TAPING SPEC.	
				DRAW NO. :	
				A1254WR-S-XP	
				REV. B2	