

# C01f SHRUNK SHROUDED HEADER STRAIGHT

PITCH: 2.54mm

## SPECIFICATIONS

### Material

Insulator : PBT, glass reinforced, rated UL 94V-0

Contact : Phosphor Bronze or Brass

### Electrical

Current Rating : 2 Amp

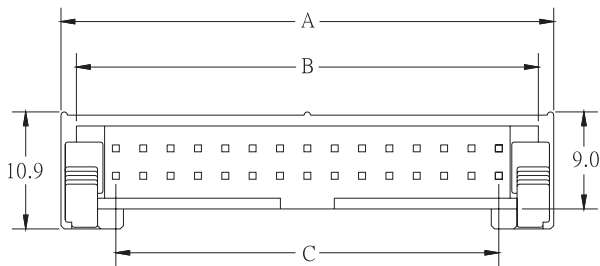

Contact Resistance : 30 mΩ max.

Insulation Resistance : 3000 MΩ min.

Dielectric Withstanding Voltage : 500V AC for 1minute

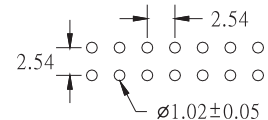
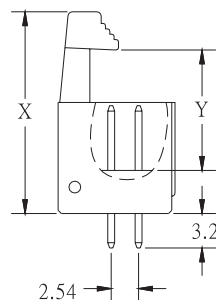
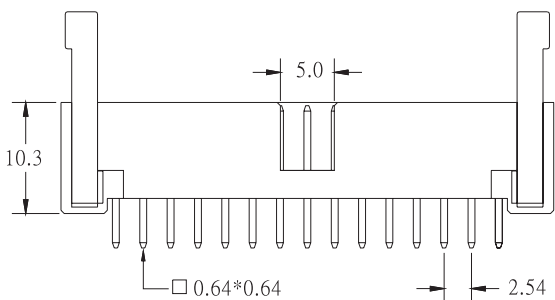
Operating Temperature : -40°C to +105°C

♦ Mating Suggestion : [A01](#), [A01a](#), [A03a](#) & [A35](#) series.



ACCESSORIES	X	Y
LONG LATCH	22.1	14.6
SHORT LATCH	18.7	10.6

POSITION	A	B	C
6	15.28	12.42	5.08
8	17.82	14.96	7.62
10	20.36	17.50	10.16
12	22.90	20.04	12.70
14	25.44	22.58	15.24
16	27.98	25.12	17.78
20	33.06	30.20	22.86
24	38.14	35.28	27.94
26	40.68	37.82	30.48
30	45.76	42.90	35.56
34	50.84	47.98	40.64
40	58.46	55.60	48.26
50	71.16	68.30	60.96
60	83.86	81.00	73.66
64	88.94	86.08	78.74



RECOMMENDED P.C.B. LAYOUT

## HOW TO ORDER:

C01f -  -  -  -  -

1.NO. OF CONTACT	2.CONTACT MATERIAL	3.CONTACT PLATING	4.ACCESSORIES	5.INSULATOR COLOR
10 12 14 16 20 24 26 30 34 40 50 60 64	A: BRASS B: PHOSPHOR BRONZE	T: TIN PLATED S: SELECTIVE G: GOLD FLASH A: 5u" INCH GOLD B: 10u" INCH GOLD C: 15u" INCH GOLD D: 30u" INCH GOLD	A: LONG LATCH B: SHORT LATCH	1. BLACK