



MMSZ4687-V ~ MMSZ4717-V

SURFACE MOUNT SILICON ZENER DIODES

VOLTAGE 4.3 ~ 43 Volts **POWER** 500 mWatts

SOD-123

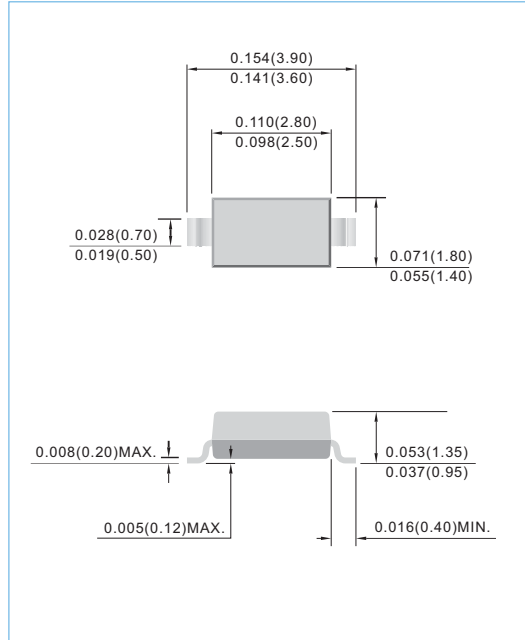
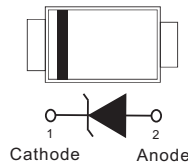
Unit : inch(mm)

FEATURES

- Planar Die construction
- 500mW Power Dissipation
- Ideally Suited for Automated Assembly Processes
- In compliance with EU RoHS 2002/95/EC directives

MECHANICAL DATA

- Case: SOD-123, Molded Plastic
- Terminals: Solderable per MIL-STD-750, Method 2026
- Polarity: See Diagram Below
- Approx. Weight: 0.0003 ounces, 0.0103 grams



MAXIMUM RATINGS AND ELECTRICAL CHARACTERISTICS

Parameter	Symbol	Value	Units
Maximum Power Dissipation (Notes A) at $T_L=75^\circ\text{C}$	P_D	500	mW
Typical Thermal Resistance	$R_{\theta JA}$ $R_{\theta JL}$	340 150	$^\circ\text{C/W}$
Operating Junction and Storage Temperature Range	T_J, T_{STG}	-55 to +150	$^\circ\text{C}$

NOTES:

A. Mounted FR-5 PCB with minimum recommend pad layout.

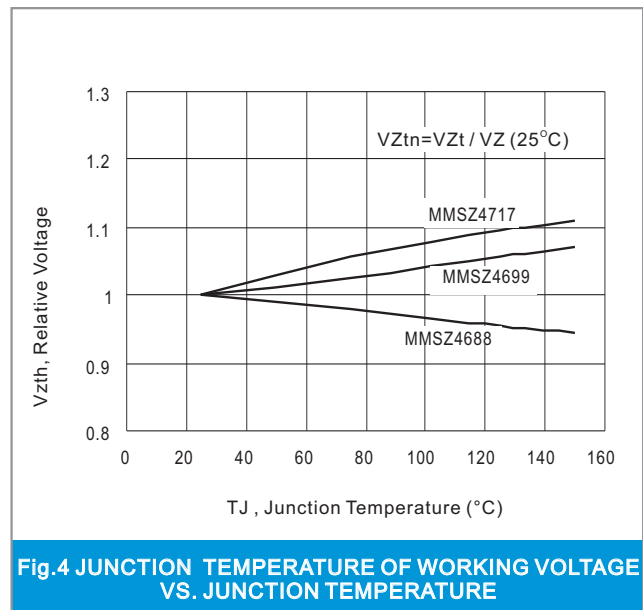
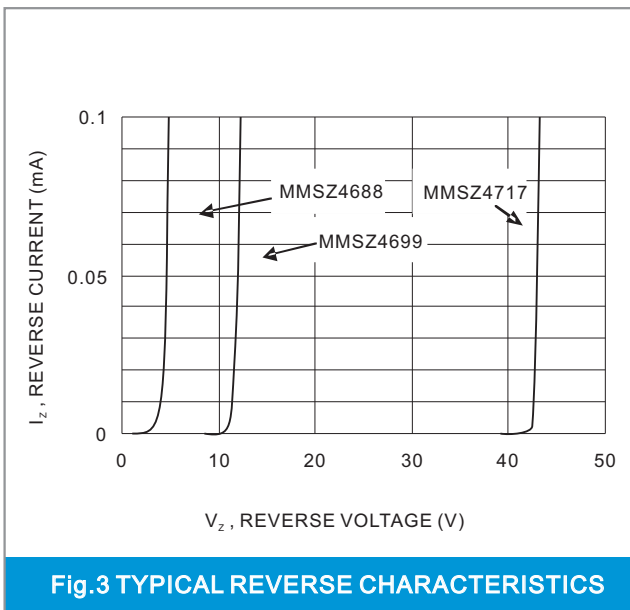
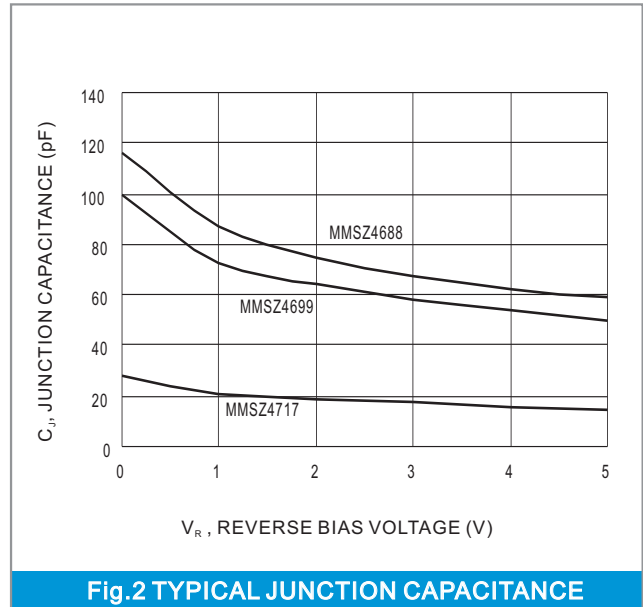
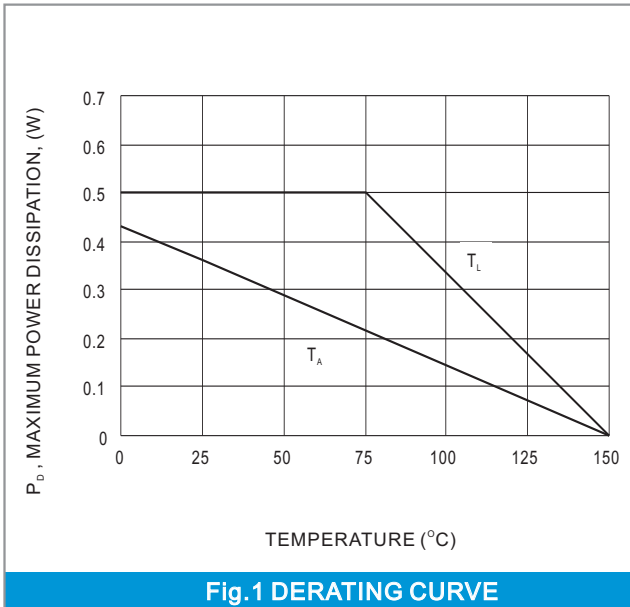


MMSZ4687-V ~ MMSZ4717-V

Part Number	Nominal Zener Voltage			Max. Zener Impedance	Max Reverse Leakage Current		Marking Code
	V _Z @ I _{ZT}				I _{ZT}	I _R @ V _R	
	Nom. V	Min. V	Max. V	mA		μA	
MMSZ4687-V	4.3	4.09	4.52	0.05	4	2	CP
MMSZ4688-V	4.7	4.47	4.94	0.05	10	3	CT
MMSZ4689-V	5.1	4.85	5.36	0.05	10	3	CU
MMSZ4690-V	5.6	5.32	5.88	0.05	10	4	CV
MMSZ4691-V	6.2	5.89	6.51	0.05	10	5	CA
MMSZ4692-V	6.8	6.46	7.14	0.05	10	5.1	CX
MMSZ4694-V	8.2	7.79	8.61	0.05	1	6.2	CZ
MMSZ4696-V	9.1	8.65	9.56	0.05	1	6.9	DD
MMSZ4699-V	12	11.40	12.60	0.05	0.05	9.1	DH
MMSZ4700-V	13	12.40	13.70	0.05	0.05	9.8	DJ
MMSZ4701-V	14	13.30	14.70	0.05	0.05	10.6	DK
MMSZ4702-V	15	14.30	15.80	0.05	0.05	11.4	DM
MMSZ4703-V	16	15.20	16.80	0.05	0.05	12.1	DN
MMSZ4704-V	17	16.20	17.90	0.05	0.05	12.9	DP
MMSZ4705-V	18	17.10	18.90	0.05	0.05	13.6	DT
MMSZ4707-V	20	19.00	21.00	0.05	0.01	15.2	DV
MMSZ4708-V	22	20.90	23.10	0.05	0.01	16.7	DA
MMSZ4709-V	24	22.80	25.20	0.05	0.01	18.2	DZ
MMSZ4710-V	25	23.80	26.30	0.05	0.01	19	DY
MMSZ4711-V	27	25.70	28.40	0.05	0.01	20.4	EA
MMSZ4712-V	28	26.60	29.40	0.05	0.01	21.2	EC
MMSZ4713-V	30	28.50	31.50	0.05	0.01	22.8	ED
MMSZ4714-V	33	31.40	34.70	0.05	0.01	25	EE
MMSZ4715-V	36	34.20	37.80	0.05	0.01	27.3	EF
MMSZ4717-V	43	40.90	45.20	0.05	0.01	32.6	EJ



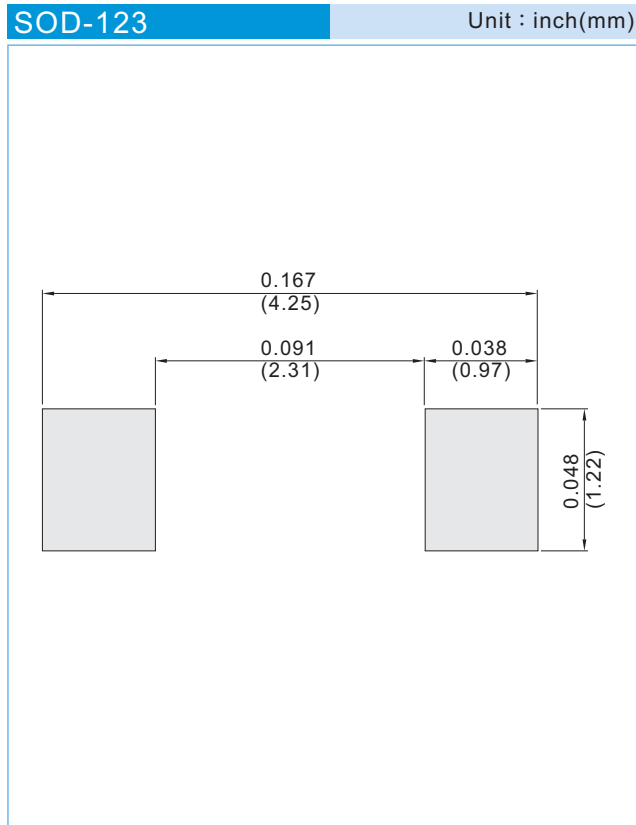
MMSZ4687-V ~ MMSZ4717-V





MMSZ4687-V ~ MMSZ4717-V

MOUNTING PAD LAYOUT



ORDER INFORMATION

- Packing information
 - T/R - 10K per 13" plastic Reel
 - T/R - 3K per 7" plastic Reel

LEGAL STATEMENT

Copyright PanJit International, Inc 2012

The information presented in this document is believed to be accurate and reliable. The specifications and information herein are subject to change without notice. Pan Jit makes no warranty, representation or guarantee regarding the suitability of its products for any particular purpose. Pan Jit products are not authorized for use in life support devices or systems. Pan Jit does not convey any license under its patent rights or rights of others.