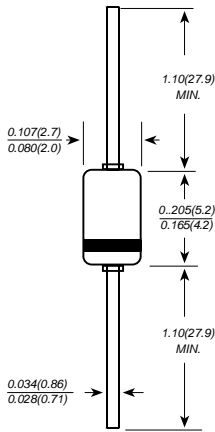


Data Sheet 2591 Rev. A

1N47-SERIES
ZENER DIODES

Zener Voltage :3.3-100V Peak Pulse Power :1.0W

DO-41(GLASS)



Dimensions in inches and (millimeters)

FEATURE

- ◆ Low zener impedance
- ◆ Low regulation factor
- ◆ Glass passivated junction
- ◆ High temperature soldering guaranteed:
260°C/10S/9.5mm lead length at 5 lbs tension

MECHANICAL DATA

Case: JEDEC DO-41(GLASS) molded glass body

Terminals: Plated axial leads, solderable per MIL-STD 750, method 2026

Polarity: Color band denotes cathode end

Mounting Position: Any

Weight: 0.012 ounce,0.35 grams

MAXIMUM RATINGS AND ELECTRICAL CHARACTERISTICS

Ratings at 25°C ambient temperature unless otherwise specified.

| | SYMBOLS | VALUE | UNITS |
|---|------------------|--------------|--------------|
| Zener Current see Table Characteristics | | | |
| Power Dissipation at Tamb=25°C(Note 1) | P _{tot} | 1000 | mW |
| Junction Temperature | T _j | 200 | °C |
| Storage Temperature Range | T _{STG} | -65 to + 200 | °C |
| Thermal resistance junction ambient(Note 1) | R _{θJA} | 170 | °C/W |
| Forward voltage at I _F =200mA | V _F | 1.2 | V |

Note 1: Valid provided that leads at a distance of 10mm from case are kept at ambient temperature

Data Sheet 2591 Rev. A

ELECTRICAL CHARACTERISTICS (at TA=25°C unless otherwise noted)

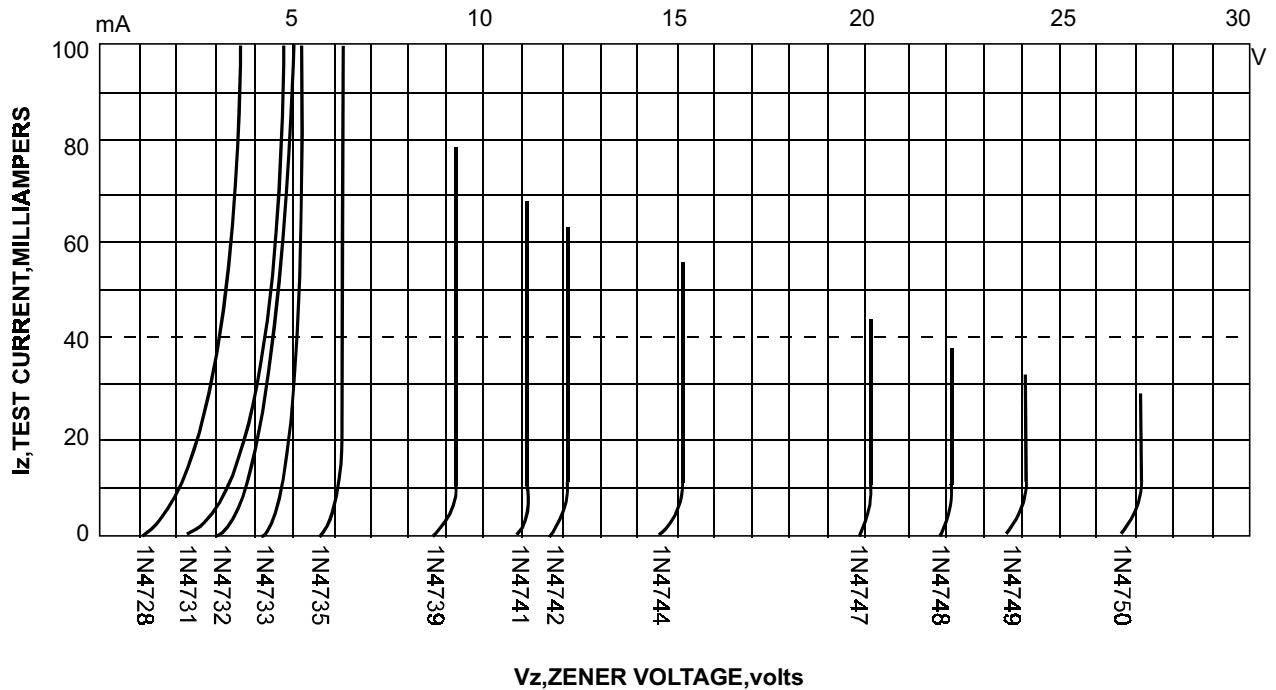
| Device Type | Nominal Zener Voltage Vz@IzT | Test Current IzT | Maximum Zener Impedance | | Maximum Reverse Leakage Current | | Izk | Max.Surge Current I _R @25°C | Maximum Regulator Current I _{ZM} |
|-------------|---------------------------------|---------------------|-------------------------|---------|---------------------------------|-----------------|-------|---|--|
| | Volts | | ZzT@IzT | ZzT@Izk | I _R | @V _R | | | |
| | | | mA | Ohms | Ohms | μA | Volts | mA | mA |
| 1N4728A | 3.3 | 76 | 10 | 400 | 100 | 1.0 | 1.0 | 1380 | 276 |
| 1N4729A | 3.6 | 69 | 10 | 400 | 100 | 1.0 | 1.0 | 1260 | 252 |
| 1N4730A | 3.9 | 64 | 9.0 | 400 | 50 | 1.0 | 1.0 | 1170 | 234 |
| 1N4731A | 4.3 | 58 | 9.0 | 400 | 10 | 1.0 | 1.0 | 1085 | 217 |
| 1N4732A | 4.7 | 53 | 8.0 | 500 | 10 | 1.0 | 1.0 | 965 | 193 |
| 1N4733A | 5.1 | 49 | 7.0 | 550 | 10 | 1.0 | 1.0 | 890 | 178 |
| 1N4734A | 5.6 | 45 | 5.0 | 600 | 10 | 2.0 | 1.0 | 810 | 162 |
| 1N4735A | 6.2 | 41 | 2.0 | 700 | 10 | 3.0 | 1.0 | 730 | 146 |
| 1N4736A | 6.8 | 37 | 3.5 | 700 | 10 | 4.0 | 1.0 | 660 | 133 |
| 1N4737A | 7.5 | 34 | 4.0 | 700 | 10 | 5.0 | 0.5 | 605 | 121 |
| 1N4738A | 8.2 | 31 | 4.5 | 700 | 10 | 6.0 | 0.5 | 550 | 110 |
| 1N4739A | 9.1 | 28 | 5.0 | 700 | 10 | 7.0 | 0.5 | 500 | 100 |
| 1N4740A | 10 | 25 | 7.0 | 700 | 10 | 7.6 | 0.25 | 454 | 91 |
| 1N4741A | 11 | 23 | 8.0 | 700 | 5.0 | 8.4 | 0.25 | 414 | 83 |
| 1N4742A | 12 | 21 | 9.0 | 700 | 5.0 | 9.1 | 0.25 | 380 | 76 |
| 1N4743A | 13 | 19 | 10 | 700 | 5.0 | 9.9 | 0.25 | 344 | 69 |
| 1N4744A | 15 | 17 | 14 | 700 | 5.0 | 11.4 | 0.25 | 304 | 61 |
| 1N4745A | 16 | 15.5 | 16 | 700 | 5.0 | 12.2 | 0.25 | 285 | 57 |
| 1N4746A | 18 | 14 | 20 | 750 | 5.0 | 13.7 | 0.25 | 250 | 50 |
| 1N4747A | 20 | 12.5 | 22 | 750 | 5.0 | 15.2 | 0.25 | 225 | 45 |
| 1N4748A | 22 | 11.5 | 23 | 750 | 5.0 | 16.7 | 0.25 | 205 | 41 |
| 1N4749A | 24 | 10.5 | 25 | 750 | 5.0 | 18.2 | 0.25 | 190 | 38 |
| 1N4750A | 27 | 9.5 | 35 | 750 | 5.0 | 20.6 | 0.25 | 170 | 34 |
| 1N4751A | 30 | 8.5 | 40 | 1000 | 5.0 | 22.8 | 0.25 | 150 | 30 |
| 1N4752A | 33 | 7.5 | 45 | 1000 | 5.0 | 25.1 | 0.25 | 135 | 27 |
| 1N4753A | 36 | 7.0 | 50 | 1000 | 5.0 | 27.4 | 0.25 | 125 | 25 |
| 1N4754A | 39 | 6.5 | 60 | 1000 | 5.0 | 29.7 | 0.25 | 115 | 23 |
| 1N4755A | 43 | 6.0 | 70 | 1500 | 5.0 | 32.7 | 0.25 | 110 | 22 |
| 1N4756A | 47 | 5.5 | 80 | 1500 | 5.0 | 35.8 | 0.25 | 95 | 19 |
| 1N4757A | 51 | 5.0 | 95 | 1500 | 5.0 | 38.8 | 0.25 | 90 | 18 |
| 1N4758A | 56 | 4.5 | 110 | 2000 | 5.0 | 42.6 | 0.25 | 80 | 16 |
| 1N4759A | 62 | 4.0 | 125 | 2000 | 5.0 | 47.1 | 0.25 | 70 | 14 |
| 1N4760A | 68 | 3.7 | 150 | 2000 | 5.0 | 51.7 | 0.25 | 65 | 13 |
| 1N4761A | 75 | 3.3 | 175 | 2000 | 5.0 | 56.0 | 0.25 | 60 | 12 |
| 1N4762A | 82 | 3.0 | 200 | 3000 | 5.0 | 62.2 | 0.25 | 55 | 11 |
| 1N4763A | 91 | 2.8 | 250 | 3000 | 5.0 | 69.2 | 0.25 | 50 | 10 |
| 1N4764A | 100 | 2.5 | 350 | 3000 | 5.0 | 76.0 | 0.25 | 45 | 9 |

Note 1: Suffix "A" indicate ±5% tolerance

Data Sheet 2591, Rev. A

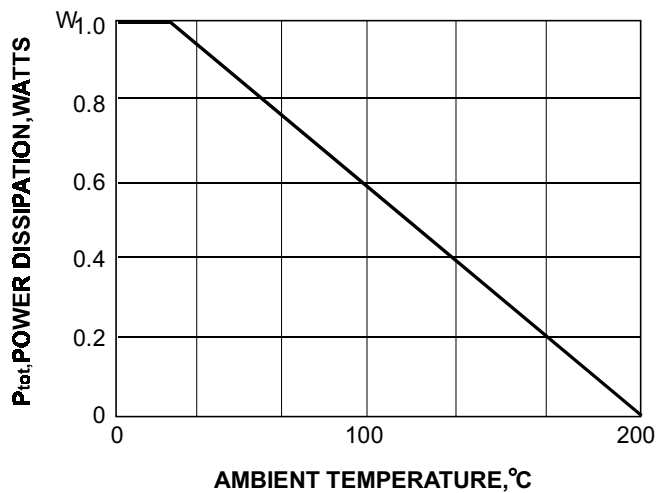
RATINGS AND CHARACTERISTIC CURVES 1N47 SERIES

Breakdown characteristics



Admissible power dissipation versus ambient temperature

Valid provided that leads are kept at ambient temperature at a distance of 10mm from case



TECHNICAL DATA

DISCLAIMER:

- 1- The information given herein, including the specifications and dimensions, is subject to change without prior notice to improve product characteristics. Before ordering, purchasers are advised to contact the Sensitron Semiconductor sales department for the latest version of the datasheet(s).
- 2- In cases where extremely high reliability is required (such as use in nuclear power control, aerospace and aviation, traffic equipment, medical equipment, and safety equipment), safety should be ensured by using semiconductor devices that feature assured safety or by means of users' fail-safe precautions or other arrangement.
- 3- In no event shall Sensitron Semiconductor be liable for any damages that may result from an accident or any other cause during operation of the user's units according to the datasheet(s). Sensitron Semiconductor assumes no responsibility for any intellectual property claims or any other problems that may result from applications of information, products or circuits described in the datasheets.
- 4- In no event shall Sensitron Semiconductor be liable for any failure in a semiconductor device or any secondary damage resulting from use at a value exceeding the absolute maximum rating.
- 5- No license is granted by the datasheet(s) under any patents or other rights of any third party or Sensitron Semiconductor.
- 6- The datasheet(s) may not be reproduced or duplicated, in any form, in whole or part, without the expressed written permission of Sensitron Semiconductor.
- 7- The products (technologies) described in the datasheet(s) are not to be provided to any party whose purpose in their application will hinder maintenance of international peace and safety nor are they to be applied to that purpose by their direct purchasers or any third party. When exporting these products (technologies), the necessary procedures are to be taken in accordance with related laws and regulations.