

MIL-C-55302 / 62

UMR-MF Series

Male Body / Female Contact: .100" Centers — .050" offset

Description: Straight through socket connector without mounting ears.
 .100" (2.54) centers
 .050" (1.27) offset


Contacts: 10-70

Hardware: See page 17

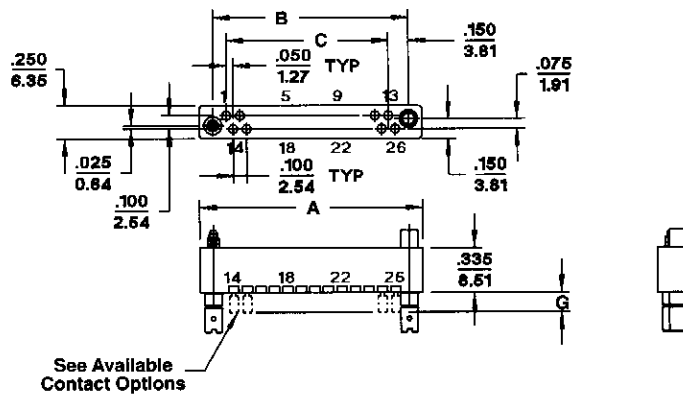
Contact Termination: See page 17

Polarization Configuration: See page 22

Suggested Mounting: See below



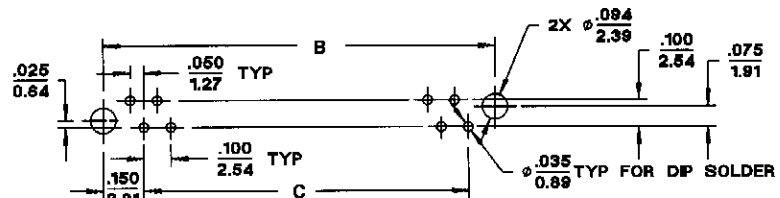
OUTLINE



UMR026MF2KS shown

MOUNTING LAYOUT

MIL-C-55302 / 62



Recommended Hole Pattern
 Component Side
 For Fixed Hardware

DIMENSIONS

Dimensions are for reference only.
 Metric equivalents in (mm) are given for general information.

| # Con- tacts | A | B | C | # Con- tacts | A | B | C |
|-----------------|------------------|------------------|------------------|-----------------|------------------|------------------|------------------|
| 10 | .850 (21.59) | .650 (16.51) | .400 (10.16) | 44 | 2.550 (64.77) | 2.350 (59.69) | 2.100 (53.34) |
| 14 | 1.050 (26.67) | .850 (21.59) | .600 (15.24) | 50 | 2.850 (72.39) | 2.650 (67.31) | 2.400 (60.96) |
| 20 | 1.350 (34.29) | 1.150 (29.21) | .900 (22.86) | 54 | 3.050 (77.47) | 2.850 (72.39) | 2.600 (66.04) |
| 24 | 1.550 (39.37) | 1.350 (34.29) | 1.100 (27.94) | 56 | 3.150 (80.01) | 2.950 (74.93) | 2.700 (68.58) |
| 26 | 1.650 (41.91) | 1.450 (36.83) | 1.200 (30.48) | 60 | 3.350 (85.09) | 3.150 (80.01) | 2.900 (73.66) |
| 30 | 1.850 (46.99) | 1.650 (41.91) | 1.400 (35.56) | 66 | 3.650 (92.71) | 3.450 (87.63) | 3.200 (81.28) |
| 36 | 2.150 (54.61) | 1.950 (49.53) | 1.700 (43.18) | 70 | 3.850 (97.79) | 3.650 (92.71) | 3.400 (86.36) |
| 40 | 2.350 (59.69) | 2.150 (54.61) | 1.900 (48.26) | | | | |

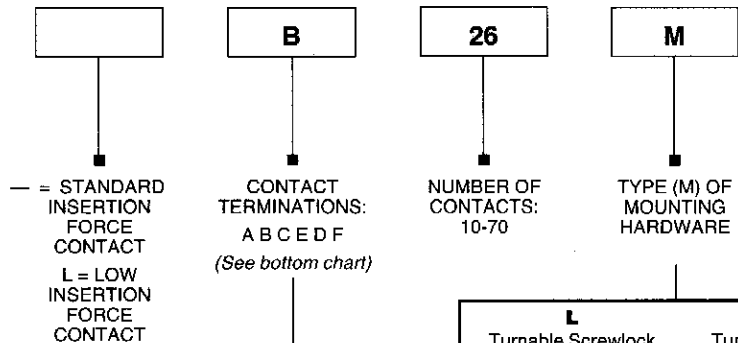
MIL-C-55302 / 62

UMR-MF Series

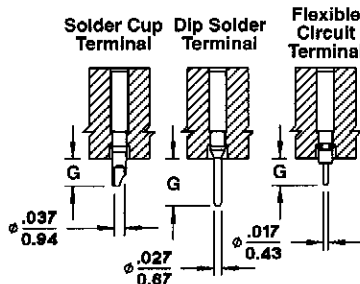
Male Body / Female Contact: .100" Centers — .050" offset

ORDERING INFORMATION

MIL-C-55302 / 62

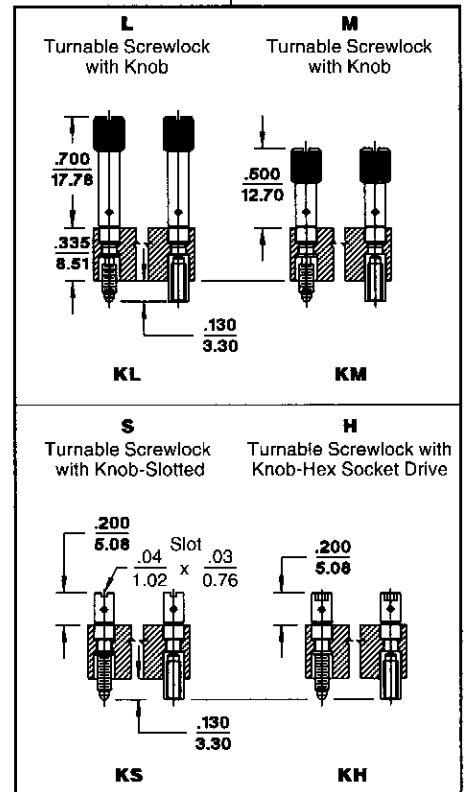


AVAILABLE CONTACTS



UMR / UER - FEMALE CONTACTS

| Contact Style | Terminal Type | Contact Term | | Extension G ±.010 |
|---------------|------------------|--------------|-------|-------------------|
| | | CCC | MIL-C | |
| Female | Solder Cup | 0 | A | .100 (2.54) |
| | Dip Solder | 2 | B | .140 (3.56) |
| | Dip Solder | 3 | C | .172 (4.37) |
| | Dip Solder | 4 | E | .234 (5.94) |
| | Flexible Circuit | 5 | D | .058 (1.47) |
| | Flexible Circuit | 6 | F | .100 (2.54) |



Designation UMR

RYTON
POLYPHENYLENE
SULFIDE
MIL-M-24519
TYPE GST-40F
COLOR BLACK
STANDARD

026

NUMBER OF CONTACTS:
10-70

MF

BODY / CONTACT STYLE DESIGNATION:
MF-MALE BODY
FEMALE SOCKET CONTACT,
CLOSED ENTRY

2

CONTACT TERMINATION:
0, 2, 3
4, 5, 6

KM

TYPE OF MOUNTING HARDWARE.
OTHER TYPES SHOWN ON PG. 24