

(暫定)

DF20SC3L

30V 20A

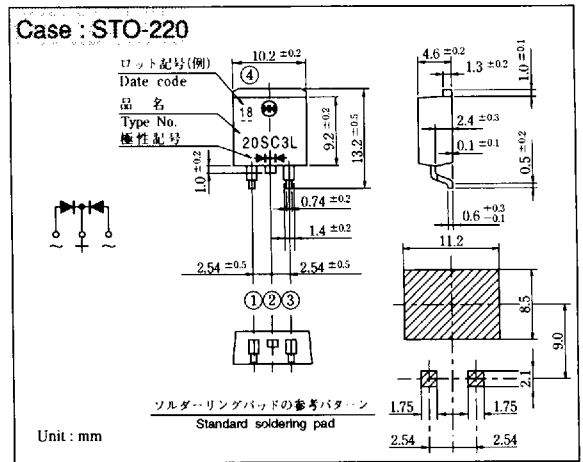
特長

- SMD
- Tj150°C
- 低V_F=0.45V
- PRRSM アバランシェ保証
- 小型大電流容量

用途

- SR電源
- DC/DCコンバータ
- 家電、ゲーム、OA機器
- 通信、ポータブル機器

外形寸法図 OUTLINE DIMENSIONS



定格表 RATINGS

●絶対最大定格 Absolute Maximum Ratings

項目 Item	記号 Symbol	条件 Conditions	規格値 Ratings	単位 Unit
保存温度 Storage Temperature	T _{stg}		-55~150	°C
接合部温度 Operating Junction Temperature	T _j		150	°C
せん頭逆電圧 Maximum Reverse Voltage	V _{RM}		30	V
繰り返しせん頭サージ逆電圧 Repetitive Peak Surge Reverse Voltage	V _{RRSM}	パルス幅0.5ms, duty 1/40 Pulse width 0.5ms, duty 1/40	35	V
出力電流 Average Rectified Forward Current	I _O	50Hz正弦波, 抵抗負荷, 1素子当りの出力電流平均値 I _O /2, T _c =°C 50Hz sine wave, R-load, Rating for each diode I _O /2, T _c =°C	20	A
せん頭サージ順電流 Peak Surge Forward Current	I _{FSM}	50Hz正弦波, 非繰り返し1サイクルせん頭値, T _j =25°C 50Hz sine wave, Non-repetitive 1 cycle peak value, T _j =25°C		A

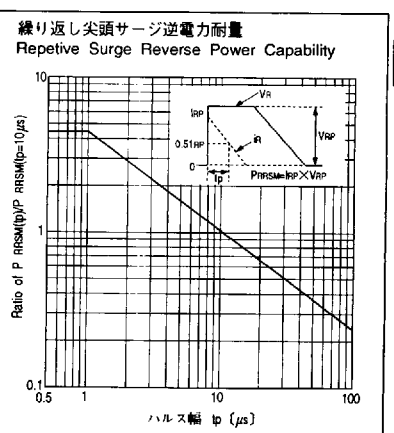
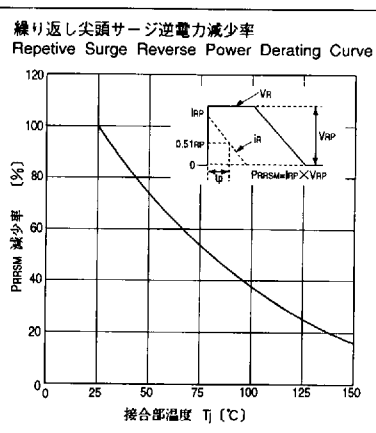
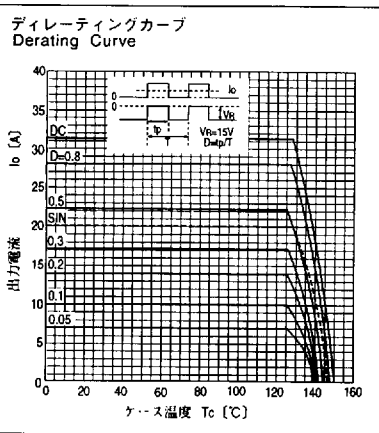
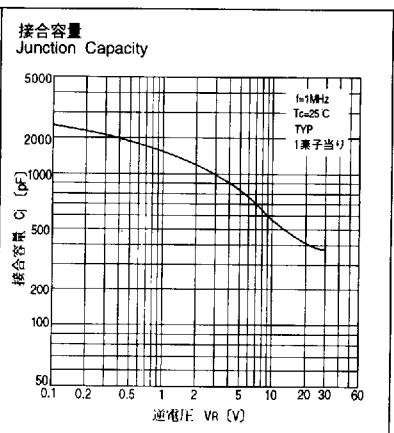
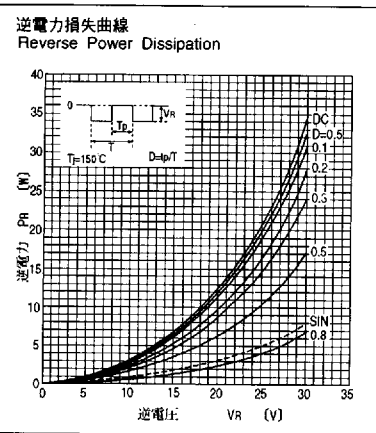
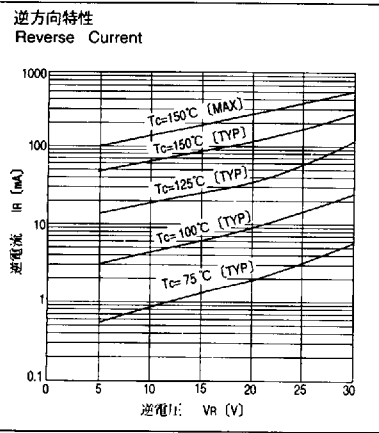
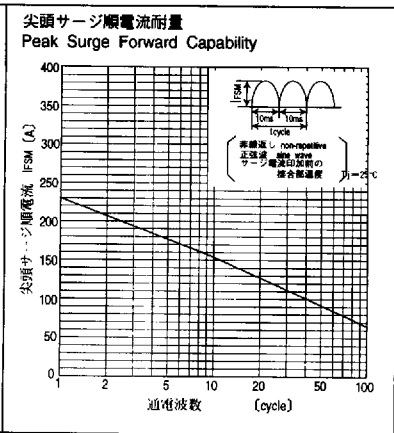
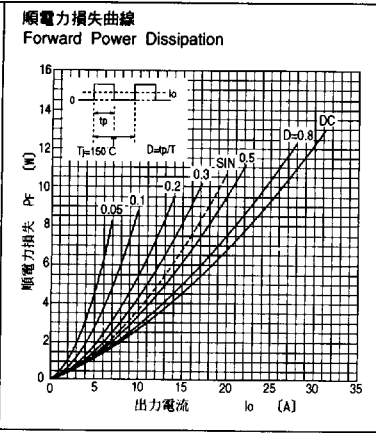
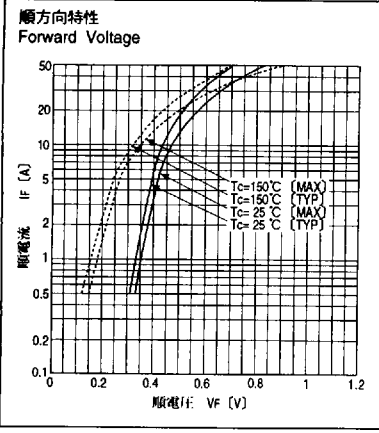
●電氣的・熱的特性 Electrical Characteristics (T_a=25°C)

順電圧 Forward Voltage	V _F	I _F =8A, パルス測定, 1素子当りの規格値 Pulse measurement, Rating of per diode	MAX 0.45	V
逆電流 Reverse Current	I _R	V _R =V _{RM} , パルス測定, 1素子当りの規格値 Pulse measurement, Rating of per diode	MAX 9	mA
接合容量 Junction Capacitance	C _j	f=1MHz, V _R =10V, 1素子当りの規格値 Rating of per diode	TYP 570	pF
熱抵抗 Thermal Resistance	θ _{jc}	接合部・ケース間 junction and case	MAX 1.6	°C/W

8219387 0003296 887

SHINDENGEN

■ 特性図 CHARACTERISTIC DIAGRAMS



VI