


M22 Connectors

Horizontal PC Tail Male Connectors

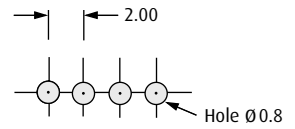
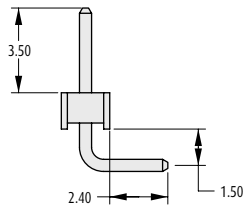
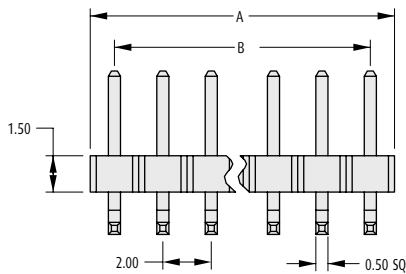


- ❖ Suitable for use with female connectors shown on page 27 to 32.
- ❖ Un-shrouded pin headers can be cut into smaller sizes.
- ❖ For alternative pin lengths, see pin header variants on page 39.
- ❖ M22-241 series gives extra stability.

2mm (.080") PITCH

PLEASE CONTACT TECHNICAL SALES FOR SIZES ABOVE 25 SINGLE ROW AND 25+25 DOUBLE ROW, UP TO A MAXIMUM OF 50 WAYS.

SINGLE ROW

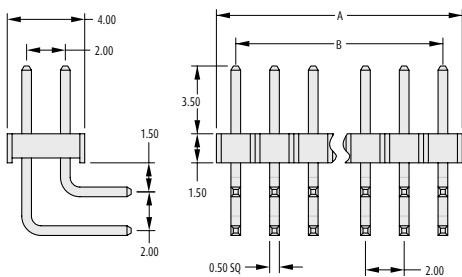


Recommended PC Board Pattern

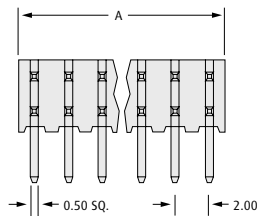
CALCULATION

A	2.00 x No. of ways per row
B	2.00 x (No. of ways per row - 1)

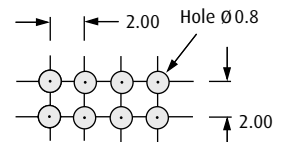
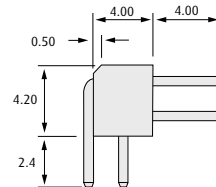
DOUBLE ROW



M22-254



M22-241



Recommended PC Board Pattern

HOW TO ORDER

M22 - 2 XX XX XX

SERIES CODE

CONNECTOR TYPE

41	DIL Male, Extra Stability
53	SIL Male
54	DIL Male

NO. OF WAYS PER ROW

02 to 25

FINISH

05	Gold (M22-253, 254)
06	Tin/Lead
22	Gold + Tin/Lead (M22-241)
42	Gold + Tin (M22-241)
46	Tin

www.harwin.com



HARWIN