


# KSC2690/2690A

## Audio Frequency High Frequency Power Amplifier

- Complement to KSA1220/KSA1220A



KSC2690/2690A

## NPN Epitaxial Silicon Transistor

### Absolute Maximum Ratings $T_C=25^\circ\text{C}$ unless otherwise noted

Symbol	Parameter	Value	Units	
$V_{CBO}$	Collector-Base Voltage	: KSC2690	120	V
		: KSC2690A	160	V
$V_{CEO}$	Collector- Emitter Voltage	: KSC2690	120	V
		: KSC2690A	160	V
$V_{EBO}$	Emitter-Base Voltage	5	V	
$I_C$	Collector Current (DC)	1.2	A	
$I_{CP}$	*Collector Current (Pulse)	2.5	A	
$I_B$	Base Current(DC)	0.3	A	
$P_C$	Collector Dissipation ( $T_a=25^\circ\text{C}$ )	1.2	W	
$P_C$	Collector Dissipation ( $T_C=25^\circ\text{C}$ )	20	W	
$T_J$	Junction Temperature	150	$^\circ\text{C}$	
$T_{STG}$	Storage Temperature	- 55 ~ 150	$^\circ\text{C}$	

\*  $PW \leq 10\text{ms}$ , Duty Cycles  $\leq 50\%$

### Electrical Characteristics $T_C=25^\circ\text{C}$ unless otherwise noted

Symbol	Parameter	Test Condition	Min.	Typ.	Max.	Units
$I_{CBO}$	Collector Cut-off Current	$V_{CB} = 120\text{V}$ , $I_E = 0$			1	$\mu\text{A}$
$I_{EBO}$	Emitter Cut-off Current	$V_{EB} = 3\text{V}$ , $I_C = 0$			1	$\mu\text{A}$
$h_{FE1}$ $h_{FE2}$	* DC Current Gain	$V_{CE} = 5\text{V}$ , $I_C = 5\text{mA}$ $V_{CE} = 5\text{V}$ , $I_C = 0.3\text{A}$	35 60	105 140	320	
$V_{CE(sat)}$	* Collector-Emitter Saturation Voltage	$I_C = 1\text{A}$ , $I_B = 0.2\text{A}$		0.4	0.7	V
$V_{BE(sat)}$	* Base-Emitter Saturation Voltage	$I_C = 1\text{A}$ , $I_B = 0.2\text{A}$		1	1.3	V
$f_T$	Current Gain Bandwidth Product	$V_{CE} = 5\text{V}$ , $I_C = 0.2\text{A}$		155		MHz
$C_{ob}$	Output Capacitance	$V_{CB} = 10\text{V}$ , $I_E = 0$ , $f = 1\text{MHz}$		19		pF

\* Pulse Test:  $PW \leq 350\mu\text{s}$ , Duty Cycles  $\leq 2\%$  Pulsed

### $h_{FE}$ Classification

Classification	R	O	Y
$h_{FE2}$	60 ~ 120	100 ~ 200	160 ~ 320

# Typical Characteristics

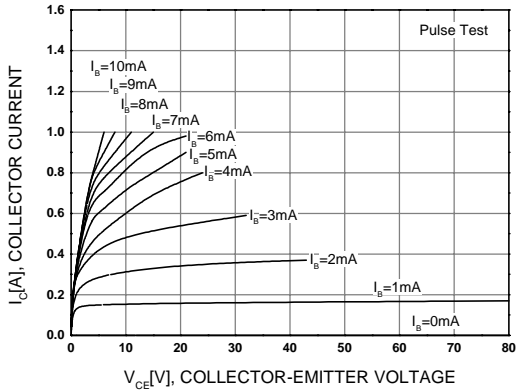


Figure 1. Static Characteristic

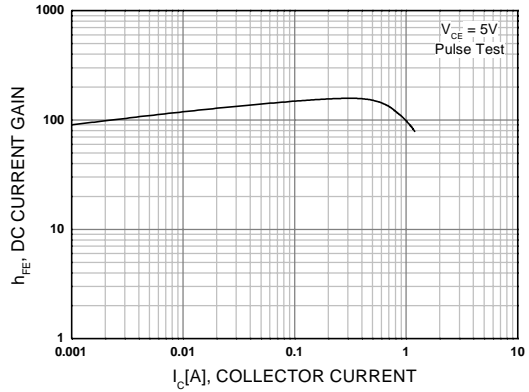


Figure 2. DC current Gain

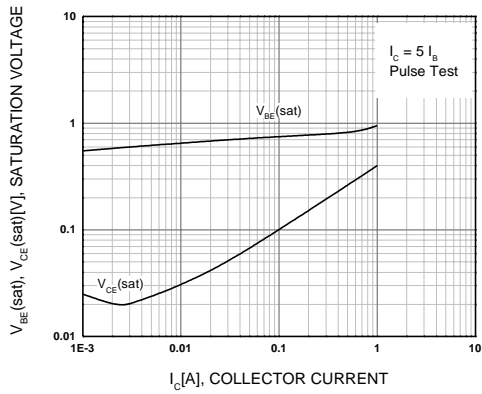


Figure 3. Base-Emitter Saturation Voltage  
Collector-Emitter Saturation Voltage

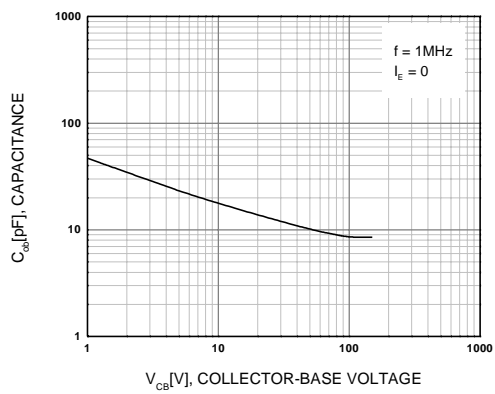


Figure 4. Collector Output Capacitance

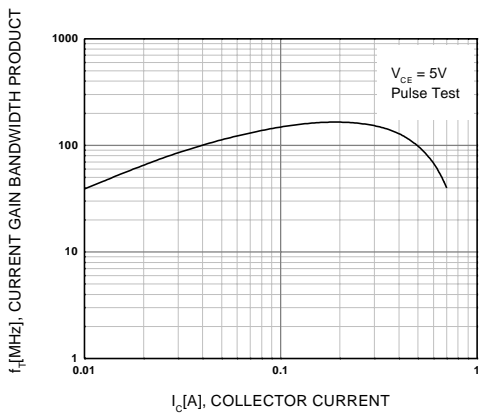


Figure 5. Current Gain Bandwidth Product

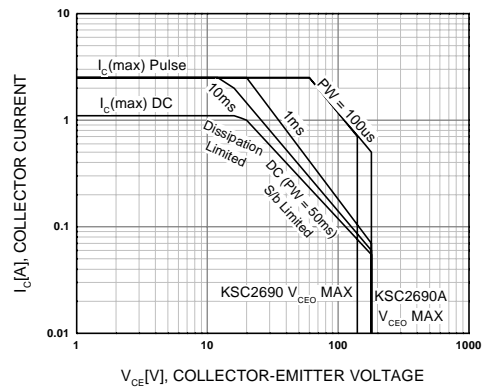


Figure 6. Safe Operating Area

### Typical Characteristics (Continued)

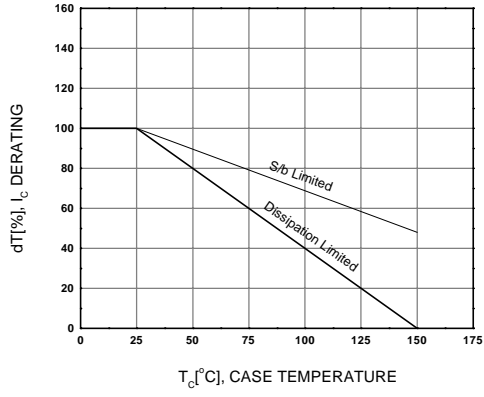


Figure 7. Derating Curve of Safe Operating Areas

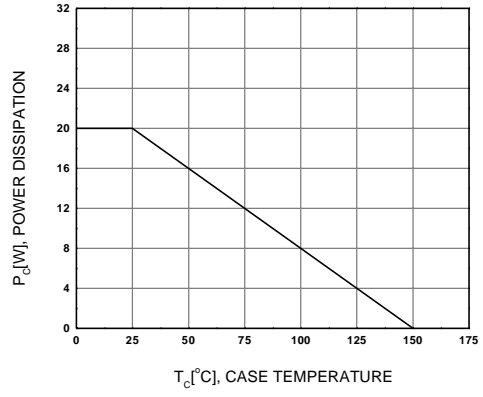
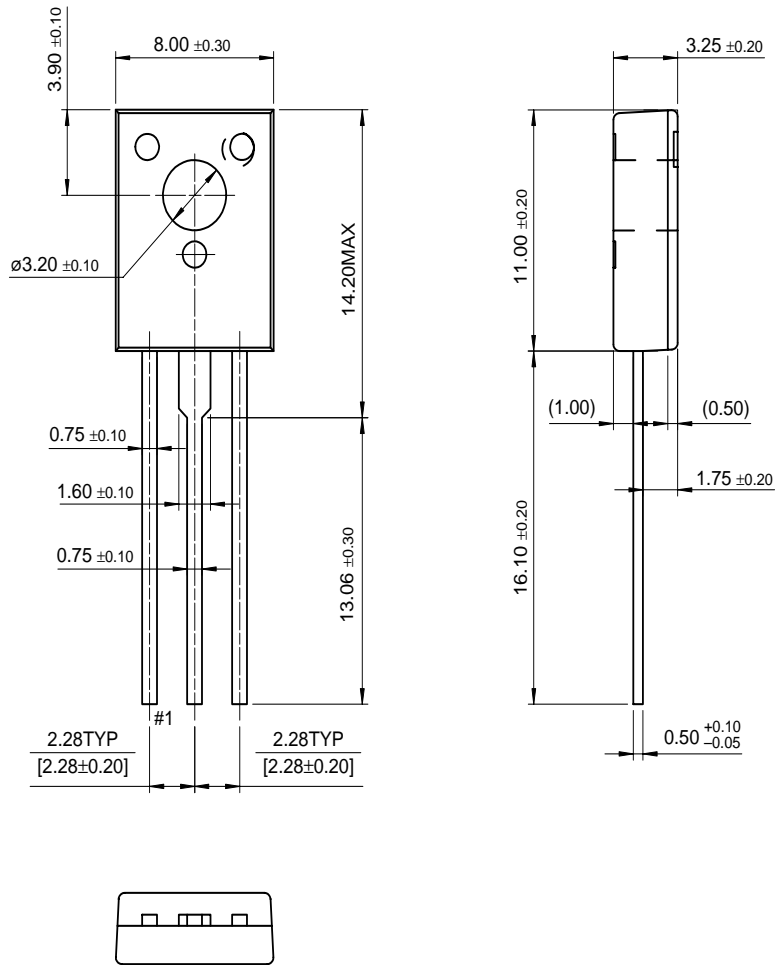


Figure 8. Power Derating

# Package Dimensions

KSC2690/2690A

## TO-126



Dimensions in Millimeters

## TRADEMARKS

The following are registered and unregistered trademarks Fairchild Semiconductor owns or is authorized to use and is not intended to be an exhaustive list of all such trademarks.

ACEx™	HiSeC™	SuperSOT™-8
Bottomless™	ISOPLANAR™	SyncFET™
CoolFET™	MICROWIRE™	TinyLogic™
CROSSVOLT™	POP™	UHC™
E <sup>2</sup> CMOS™	PowerTrench®	VCX™
FACT™	QFET™	
FACT Quiet Series™	QS™	
FAST®	Quiet Series™	
FASTr™	SuperSOT™-3	
GTO™	SuperSOT™-6	

## DISCLAIMER

FAIRCHILD SEMICONDUCTOR RESERVES THE RIGHT TO MAKE CHANGES WITHOUT FURTHER NOTICE TO ANY PRODUCTS HEREIN TO IMPROVE RELIABILITY, FUNCTION OR DESIGN. FAIRCHILD DOES NOT ASSUME ANY LIABILITY ARISING OUT OF THE APPLICATION OR USE OF ANY PRODUCT OR CIRCUIT DESCRIBED HEREIN; NEITHER DOES IT CONVEY ANY LICENSE UNDER ITS PATENT RIGHTS, NOR THE RIGHTS OF OTHERS.

## LIFE SUPPORT POLICY

FAIRCHILD'S PRODUCTS ARE NOT AUTHORIZED FOR USE AS CRITICAL COMPONENTS IN LIFE SUPPORT DEVICES OR SYSTEMS WITHOUT THE EXPRESS WRITTEN APPROVAL OF FAIRCHILD SEMICONDUCTOR INTERNATIONAL.

As used herein:

1. Life support devices or systems are devices or systems which, (a) are intended for surgical implant into the body, or (b) support or sustain life, or (c) whose failure to perform when properly used in accordance with instructions for use provided in the labeling, can be reasonably expected to result in significant injury to the user.
2. A critical component is any component of a life support device or system whose failure to perform can be reasonably expected to cause the failure of the life support device or system, or to affect its safety or effectiveness.

## PRODUCT STATUS DEFINITIONS

### Definition of Terms

Datasheet Identification	Product Status	Definition
Advance Information	Formative or In Design	This datasheet contains the design specifications for product development. Specifications may change in any manner without notice.
Preliminary	First Production	This datasheet contains preliminary data, and supplementary data will be published at a later date. Fairchild Semiconductor reserves the right to make changes at any time without notice in order to improve design.
No Identification Needed	Full Production	This datasheet contains final specifications. Fairchild Semiconductor reserves the right to make changes at any time without notice in order to improve design.
Obsolete	Not In Production	This datasheet contains specifications on a product that has been discontinued by Fairchild semiconductor. The datasheet is printed for reference information only.

Home >> Find products >>

## KSC2690

NPN Epitaxial Silicon Transistor

### Contents

- [Features](#)
- [Applications](#)
- [Product status/pricing/packageing](#)
- [Order Samples](#)

• [Qualification Support](#)

**BUY**

### Datasheet

[Download this datasheet](#)



[e-mail this datasheet](#)



### This page

[Print version](#)

### Related Links

[Request samples](#)

[How to order products](#)

[Product Change Notices \(PCNs\)](#)

[Support](#)

[Sales support](#)

[Quality and reliability](#)

[Design center](#)

### Features

- Complement to KSA1220/KSA1220A

[back to top](#)


### Applications

Audio Frequency  
High Frequency Power Amplifier

[back to top](#)

[Product status/pricing/packageing](#)

**BUY**

Product	Product status	Pb-free Status	Pricing*	Package type	Leads	Packing method	Package Marking Convention**
KSC2690YSTU	Full Production	 Full Production	\$0.194	<a href="#">TO-126</a>	3	RAIL	Line 1: \$Y (Fairchild logo) &3 (3-Digit Date Code) Line 3: C2690A-Y

\* Fairchild 1,000 piece Budgetary Pricing

\*\* A sample button will appear if the part is available through Fairchild's on-line samples program. If there is no sample button, please contact a [Fairchild distributor](#) to obtain samples



Indicates product with Pb-free second-level interconnect. For more information [click here](#).

Package marking information for product KSC2690 is available. [Click here for more information](#).

[back to top](#)

### Qualification Support

Click on a product for detailed qualification data

Product
<a href="#">KSC2690YSTU</a>

[back to top](#)

© 2007 Fairchild Semiconductor



[Products](#) | [Design Center](#) | [Support](#) | [Company News](#) | [Investors](#) | [My Fairchild](#) | [Contact Us](#) | [Site Index](#) | [Privacy Policy](#) | [Site Terms & Conditions](#) | [Standard Terms & Conditions](#) | [Contact Us](#)