



Shanghai Lunsure Electronic
Technology Co.,Ltd
Tel:0086-21-37185008
Tel:0086-21-37185008

KBPC25005 THRU KBPC2510

Features

- Mounting Hole For #10 Screw
- High Conductivity Metal Case
- Any Mounting Position
- Surge Rating Of 300 Amps

25 Amp Single Phase Bridge Rectifier 50 to 1000 Volts

Maximum Ratings

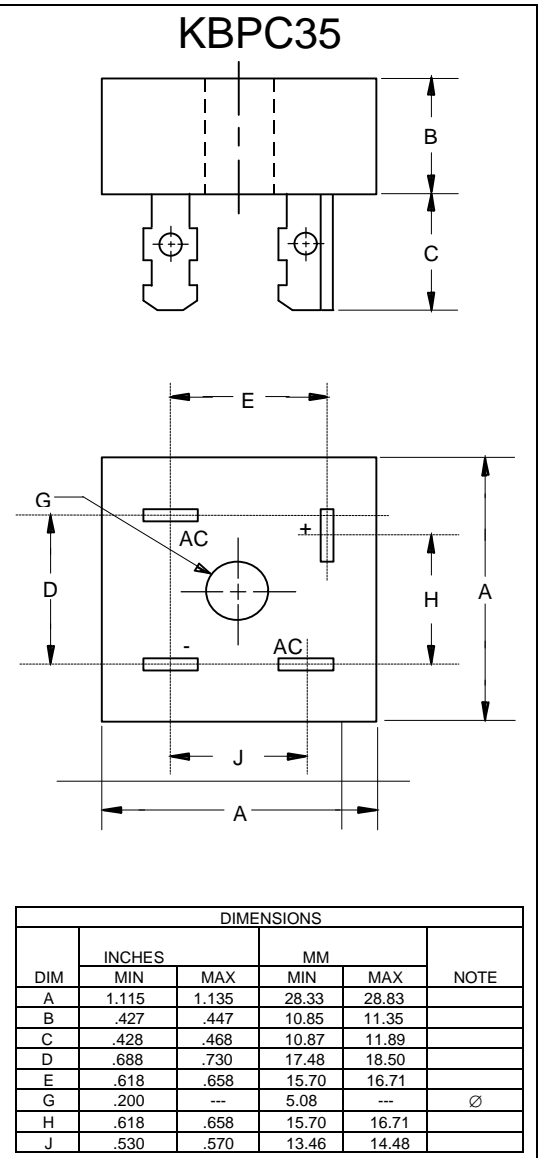
- Operating Temperature: -55°C to +150°C
- Storage Temperature: -55°C to +150°C

Catalog Number	Device Marking	Maximum Recurrent Peak Reverse Voltage	Maximum RMS Voltage	Maximum DC Blocking Voltage
KBPC25005		50V	35V	50V
KBPC2501		100V	70V	100V
KBPC2502		200V	140V	200V
KBPC2504		400V	280V	400V
KBPC2506		600V	420V	600V
KBPC2508		800V	560V	800V
KBPC2510		1000V	700V	1000V

Electrical Characteristics @ 25°C Unless Otherwise Specified

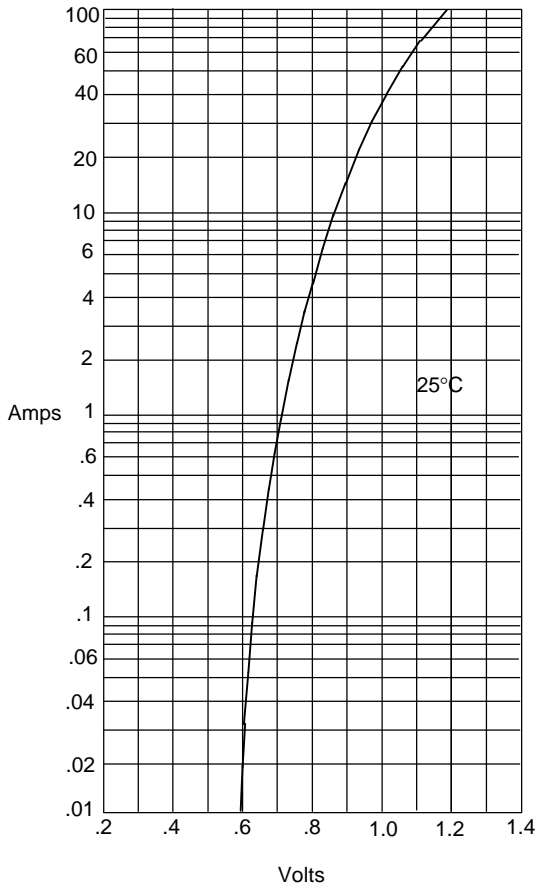
Average Forward Current	$I_{F(AV)}$	25.0A	$T_C = 55^\circ\text{C}$
Peak Forward Surge Current	I_{FSM}	300A	8.3ms, half sine
Maximum Forward Voltage Drop Per Element	V_F	1.2V	$I_{FM} = 12.5\text{A}$ per element; $T_J = 25^\circ\text{C}$
Maximum DC Reverse Current At Rated DC Blocking Voltage	I_R	10μA 1mA	$T_J = 25^\circ\text{C}$ $T_J = 125^\circ\text{C}$

*Pulse test: Pulse width 300 μsec, Duty cycle 1%



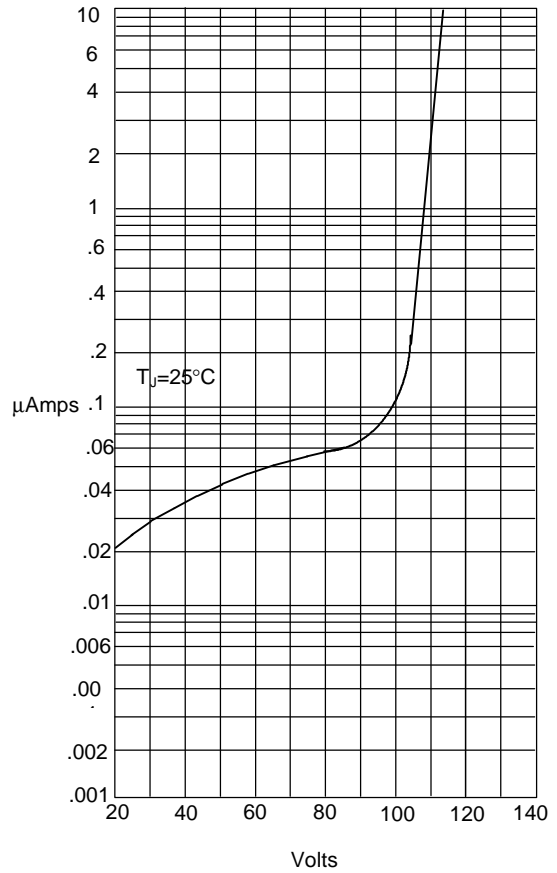
KBPC25005 thru KBPC2510

Figure 1
Typical Forward Characteristics



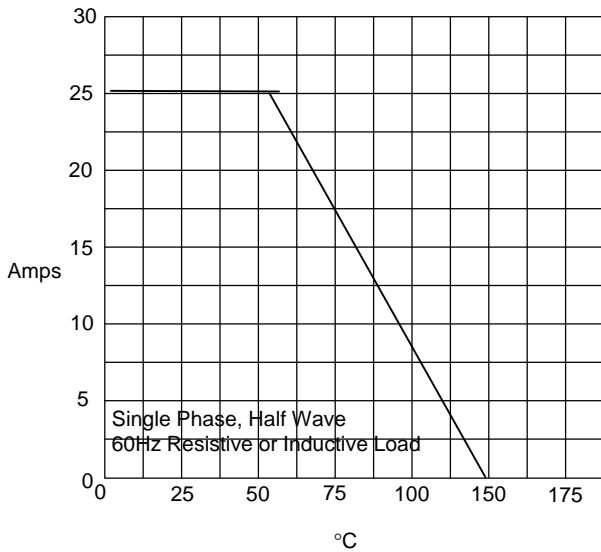
Instantaneous Forward Current - Amperes *versus*
Instantaneous Forward Voltage - Volts

Figure 2
Typical Reverse Characteristics



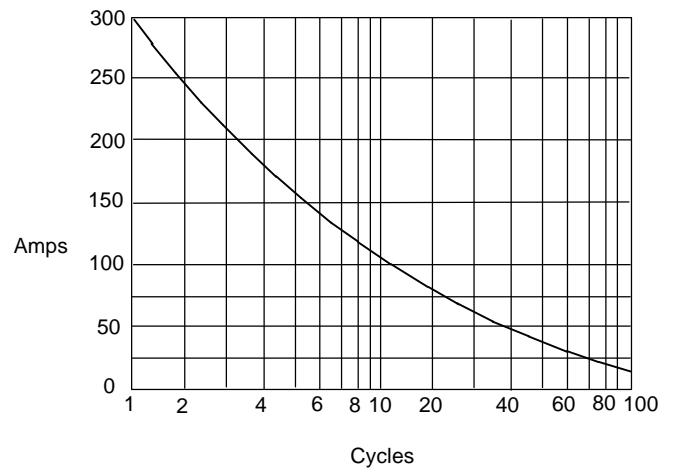
Instantaneous Reverse Leakage Current - MicroAmperes *versus*
Percent Of Rated Peak Reverse Voltage - Volts

Figure 3
Forward Derating Curve



Average Forward Rectified Current - Amperes *versus*
Case Temperature - °C

Figure 4
Peak Forward Surge Current



Peak Forward Surge Current - Amperes *versus*
Number Of Cycles At 60Hz - Cycles