


M30 Connectors

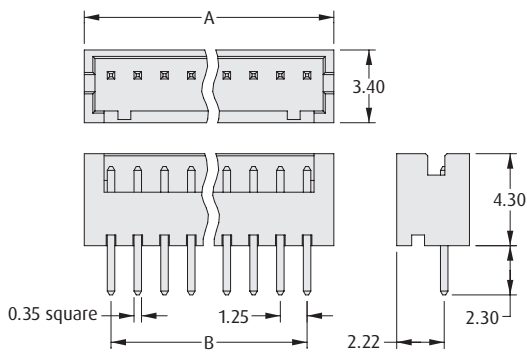
1.25mm (.049") PITCH

Male Vertical

- ❖ Shrouded male connectors.
- ❖ SMT version features metal solder-down tabs and locating pegs to ensure correct positioning onto the board.
- ❖ Tape and Reel option supplied fitted with Pick and Place cap.

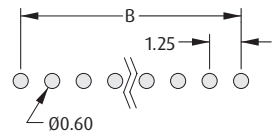


THROUGHBOARD



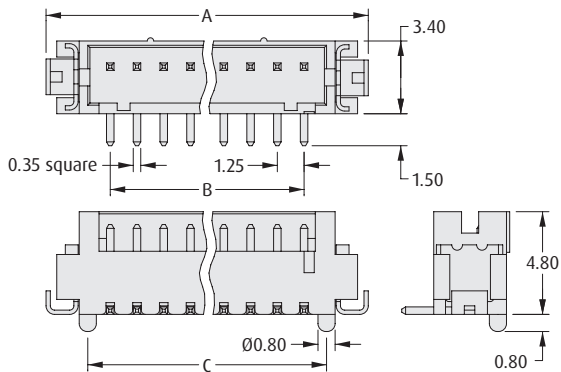
CALCULATION

A	$1.25 \times (\text{No. of contacts per row} + 1)$
B	$1.25 \times (\text{No. of contacts per row} - 1)$



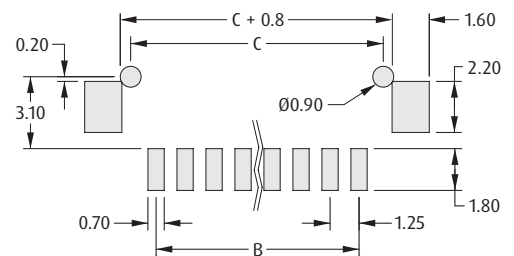
Recommended PC Board Pattern

SURFACE MOUNT



CALCULATION

A	$B + 6$
B	$1.25 \times (\text{No. of contacts per row} - 1)$
C	$B + 2.1$



Recommended PC Board Pattern

HOW TO ORDER

M30 - 6 X 0 XX XX X

SERIES CODE

TYPE

0	Surface Mount
1	PC Tail

PACKAGING

Blank	Loose
R	Tape & Reeled (M30-600)

FINISH

46 Tin

NO. OF CONTACTS PER ROW

02 to 15

All dimensions in mm.