

# EXAMPLE & ORDERING CODE

STRAIGHT

PDI - 15 S S - S W - H  

NUMBER OF PINS:	= 09 = 15 = 25 = 37		
GENDER:	MALE = S FEMALE = R		
TERMINATION TYPE:	P.C. PINS = BLANK SOLDER CUP = S EXTENDED P.C. PINS = E		
INSULATOR COLOR:	BLACK = BLANK WHITE = W		
MATING FACE:	2.5mm HEX RIVET = BLANK 3.8mm RIVET ATTACHED IN BACK = A 5.8mm RIVET ATTACHED IN BACK = D 5.8mm BOARD LOCK = G HOLE = H 5.8mm RIVET ATTACHED IN FRONT = K 4-40 THREADED RIVET AND JACK SCREW (UNASSEMBLED) = P 4-40 THREADED RIVET AND JACK SCREW (ASSEMBLED) = R 11.9mm BOARD LOCK = U		
GOLD PLATING: (XX is gold in micro inches)			= GXX
GOLD FLASH (STANDARD)			= BLANK

## SPECIFICATIONS

### MATERIAL AND FINISH:

**Shell:**  
Material: JIS G3141 SPCC-SD  
Equivalent to ANSI 1008  
Plating: Tin or Nickel  
Thickness: Base Copper: 40µ"  
Base Nickel: 40µ"  
Tin: 120µ"

### Contacts:

Material: Brass (male)  
Brass or Phosphor Bronze (female)  
Plating: Gold Plate or Tin/Lead over Nickel  
Thickness: Gold Flash  
30µ" Nickel base  
60µ" Tin/Lead

### Insulator:

P.B.T. and glass-fiber reinforced  
UL 94V-0

### Mechanical:

Mating Force: **9 PIN** 15 PIN **25 PIN** 37 PIN  
3 kg 5 kg 10 kg 15 kg  
Unmating Force: **9 PIN** 15 PIN **25 PIN** 37 PIN  
minimum: 0.5 kg 1.0 kg 2.5 kg 3 kg  
maximum: 2.5 kg 4.5 kg 8.0 kg 15 kg

### ELECTRICAL SPECIFICATIONS:

**Rated Current:** 5A  
**Rated Voltage:** 300 VDC  
**Insulator Resistance:** 3000 Megaohm min. @ 500 VDC  
**Contact Resistance:** 15 milliohm max.  
**Dielectric Withstanding Strength:** 1000 VAC @ 0.5 mA for 1 minute  
**Temperature:** -55°C to 105°C



59 Lakeside Avenue • West Orange, N.J. 07052-0539 • 201 736-5722 • FAX: 201 736-8930

D 06F ■ 7286705 0001385 374 ■

# Board Mount Options, Straight


**D-SUB CONNECTORS**

## TERMINATION TYPE

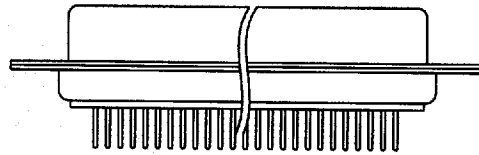
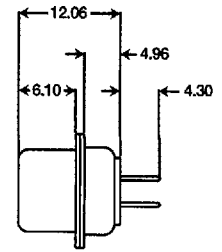
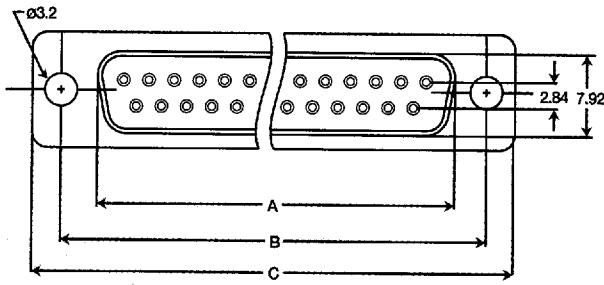
**MATING FACE OPTIONS**

	P.C. PINS	SOLDER CUP	EXTENDED P.C. PINS
HOLE			
5.8mm RIVET ATTACHED IN FRONT			
2.5mm HEX RIVET			
5.8mm RIVET ATTACHED IN BACK			
5.8mm BOARD LOCK			
11.9mm BOARD LOCK			

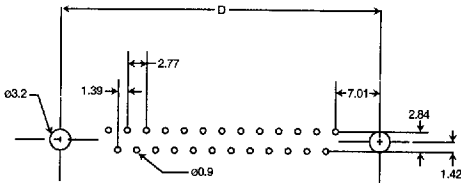
# Straight, P.C. Pins




PDI-09RS-W-H  
(shown)



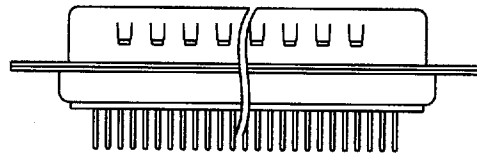
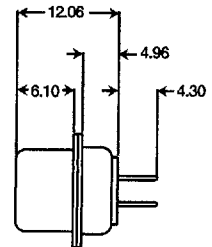
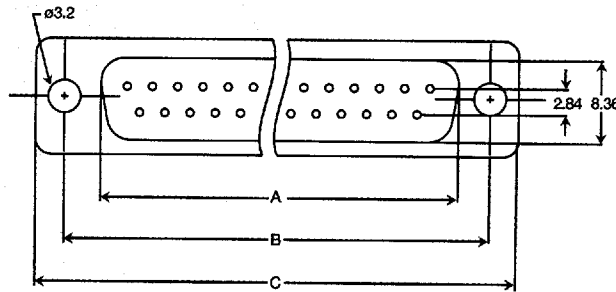
P.C.B. LAYOUT



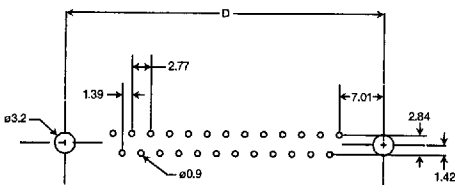
NUMBER OF PINS				
	9	15	25	37
A	16.33	24.66	38.38	54.84
B	25.00	33.32	47.04	63.50
C	30.81	39.14	53.04	69.92
D	25.00	33.30	47.10	63.50



PDI-09SS-W-H  
(shown)



P.C.B. LAYOUT



NUMBER OF PINS				
	9	15	25	37
A	16.33	24.66	38.38	54.84
B	25.00	33.32	47.04	63.50
C	30.81	39.14	53.04	69.92
D	25.00	33.30	47.10	63.50

Specifications subject to change without notice. Dimensions in mm.



59 Lakeside Avenue • West Orange, N.J. 07052-0539 • 201 736-5722 • FAX: 201 736-8930

D 06F ■ 7286705 0001387 147 ■