

The ECS-3518 (1.8V) and ECS-3525 (2.5V) subminiature oscillators. The miniature, very low profile leadless ceramic package is ideal for today's SMD manufacturing environment.

SMD
 1.8V & 2.5 V Versions
 3.2 x 5 mm Footprint
 Extended Temp Range Option
 Pb Free
 RoHS Compliant

PART NUMBERING GUIDE "EXAMPLE"

	SERIES	FREQUENCY ABBREVIATION	STABILITY	Extended Temp (Option)
ECS	- 3525	- 160	- A	- N

Sample Part Number: ECS-3525-160-AN

OPERATING CONDITIONS/ELECTRICAL CHARACTERISTICS

PARAMETERS	CONDITIONS	ECS-3518 (1.8V)			ECS-3525 (2.5V)			UNITS
		MIN	TYP	MAX	MIN	TYP	MAX	
Frequency Range		1.544		125.000	1.544		125.000	MHz
Frequency Stability *	Option A			± 100			± 100	PPM
	Option B			± 50			± 50	PPM
	Option C			± 25			± 25	PPM
Operating Temperature	Standard	0		+70	0		+70	°C
	Extended (N Option)	-40		+85	-40		+85	°C
Storage Temperature		-55		+125	-55		+125	°C
Input Voltage		+1.62	+1.8	+1.98	+2.25	+2.5	+2.75	V DC
Input Current	1.544 MHz to 9.999 MHz			6			7	mA
	10.000 MHz to 34.999 MHz			7			8	mA
	35.000 MHz to 49.999 MHz			15			20	mA
	50.000 MHz to 125.000 MHz			25			30	mA
Output Symmetry	at ½ Vcc level	40/60		60/40	40/60		60/40	%
	at ½ Vcc level (T Option)	45/55		55/45	45/55		55/45	%
Rise and fall Times	10% Vcc to 90% Vcc			5			6	ns
"0" Level				Vcc *0.1			Vcc *0.1	Vdc
"1" Level		Vcc *0.9			Vcc *0.9			Vdc
Output Load	HCMOS			30			30	pF
Start-Up Time				10			10	ms

* Inclusive of 25°C tolerance, operating temperature range, input voltage change, load change aging, shock and vibration

PACKAGE DIMENSIONS (mm)

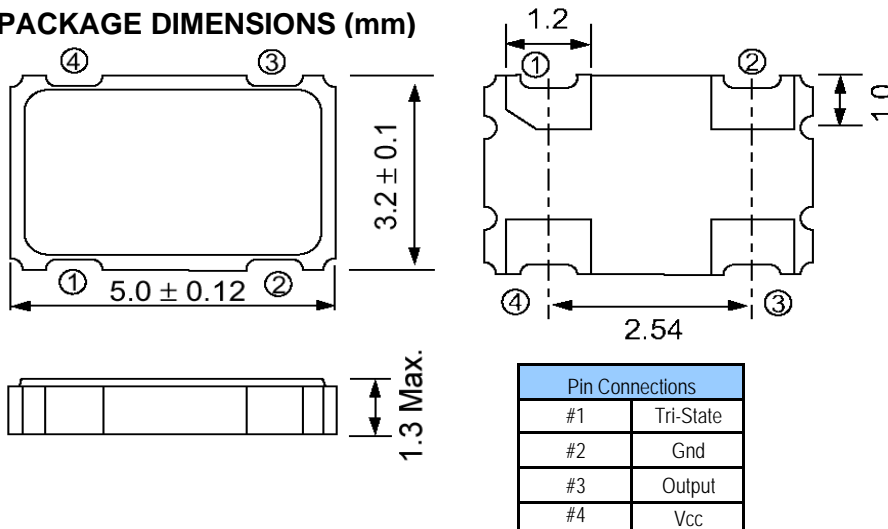


Figure 1) Top, Side and Bottom Views

Tri-State Control Voltage	
Pin #1=Open	#3 = Output
Pin #1=1 Level	#3 = Output
Pin #1=0 Level	#3=High Impedance

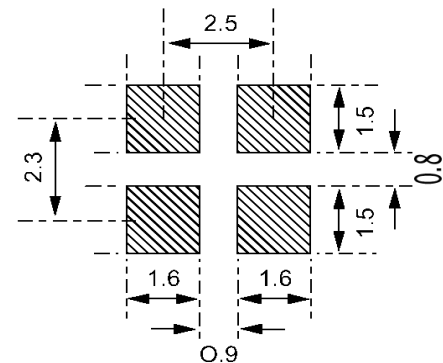


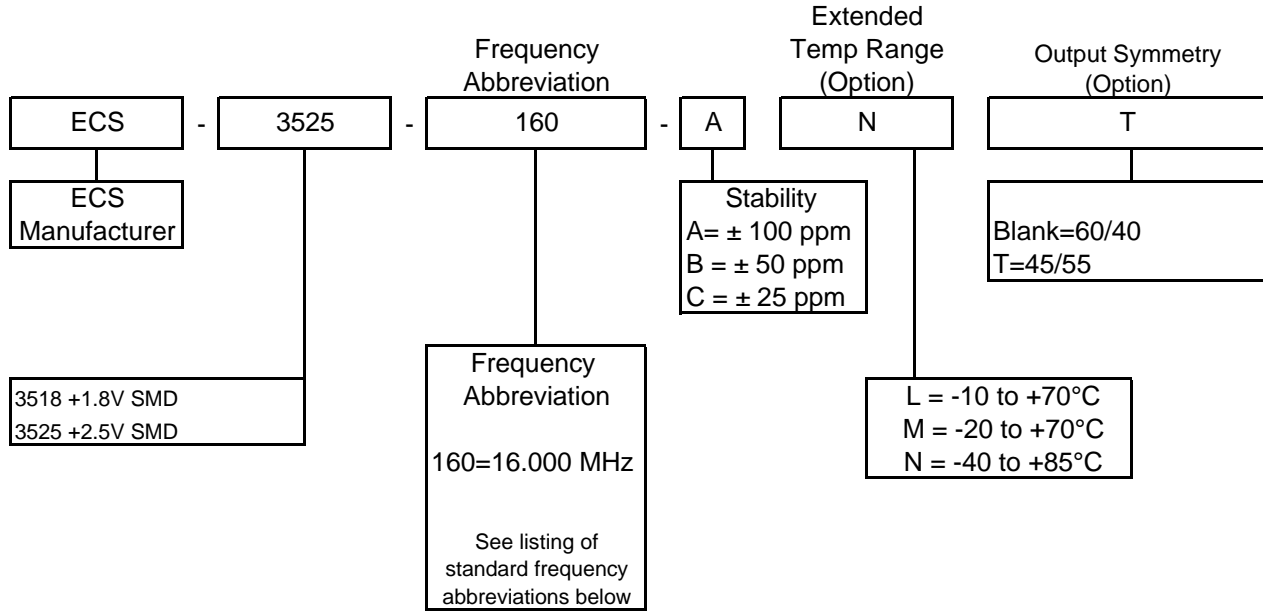
Figure 2) Land Pattern



ECS-3518/ECS-3525

Part Numbering Guide

Sample Standard P/N: ECS-3525-160-A
 Sample Custom P/N: ECS-3525-160-ANT



Standard Frequency Abbreviations

Frequency	Frequency Abbreviation
1.544 MHz	-015.4
1.8432 MHz	-018
3.579545 MHz	-035
3.6864 MHz	-036
4.000 MHz	-040
4.9152 MHz	-049
6.000 MHz	-060
7.3728 MHz	-073
8.000 MHz	-080
9.8304 MHz	-098.3
10.000 MHz	-100
12.000 MHz	-120
13.000 MHz	-130
14.31818 MHz	-143
14.7456 MHz	-147.4
16.000 MHz	-160
16.384 MHz	-163

Frequency	Frequency Abbreviation
19.6608 MHz	-196.6
20.000 MHz	-200
24.000 MHz	-240
25.000 MHz	-250
27.000 MHz	-270
30.000 MHz	-300
32.000 MHz	-320
33.333 MHz	-333.3
40.000 MHz	-400
50.000 MHz	-500
66.000 MHz	-660
66.666 MHz	-666
80.000 MHz	-800
100.000 MHz	-1000
106.250 MHz	-1062
125.000 MHz	-1250