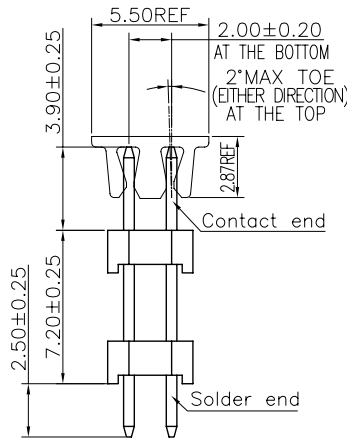
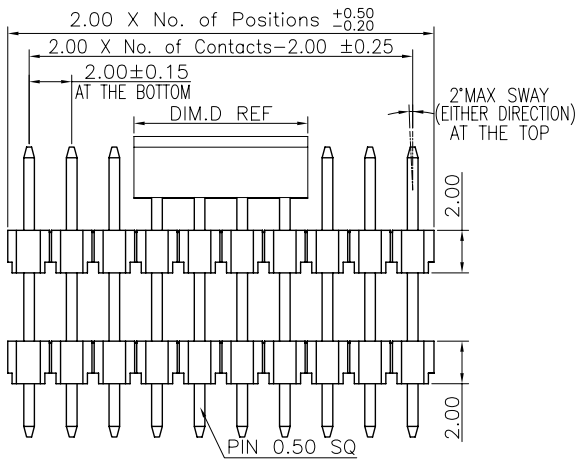


1 2 3 4 5 6 7 8 9

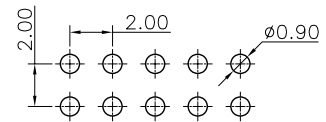
REV.	LOCAS.	DESCRIPTION	DATE	DRAWN
01	NEW	BATCH PRODUCTION INITIAL RELEASE.	2019.08.01	馮國東



Specifications  
 Current Rating:2.0Amp  
 Insulation Resistance:1000MΩMin.  
 Dielectric Withstanding Voltage:500VAC  
 Contact Resistance:20mΩMax.  
 Operating Temperature:-40°C to +105°C  
 Materials  
 Contact Material:Brass  
 Insulator Material:High Temperature Thermoplastic, UL 94V-0 Nylon (Halogen Free) or the equivalent material  
 All materials must meet Greennconn hazardous substances control standards.

DIM.D	NOTE
4.00mm	02PIN
5.00mm	03~08PIN
8.16mm	09~40PIN

Recommended P.C.Board Layout  
 (Tolerance:±0.05)



### Ordering InformaSion

G PFA203 - XX XX A 369 R 1 B X  
 No. of Pins per Row 02~40  
 Standard Plating 02=Gold Flash  
 Selective Plating 01=Tin 05=Gold Flash/Tin  
 Color 1=Black  
 Standard Packing A=Box  
 Selective Packing C=Tube(04-40PIN)  
 E=Cap+Tube(無合適膠管)  
 F=Cap+Tape&Reel

格稜股份有限公司  
**Greennconn Corporation**

GENERAL TOLERANCE	
X.'±5.0'	X.±0.30
.X'±3.0'	.X±0.25
.XX'±2.0'	.XX±0.15
.XXX'±1.0'	.XXX±0.10

DESIGNED: 馮國東	DATE: 2019.08.01
CHECKED: 邱國延	DATE: 2019.08.01
CO SIGNED: 鍾隆進	DATE: 2019.08.01
APPROVED: 李輝	DATE: 2019.08.01

DWG. NO.	GPFA203-CA369RB
PART NO.	GPFA203-XXXX A369R1BX

TITLE:  
 2.00 PIN HEADER  
 DUAL ROWS DIP TYPE  
 CONNECTOR

REV. 01	UNIT. mm	SCALE. 4:1	PAGE. 1/1	
---------	----------	------------	-----------	--

1 2 3 4 5 6 7 8 9

F  
E  
D  
C  
B  
A

F  
E  
D  
C  
B  
A