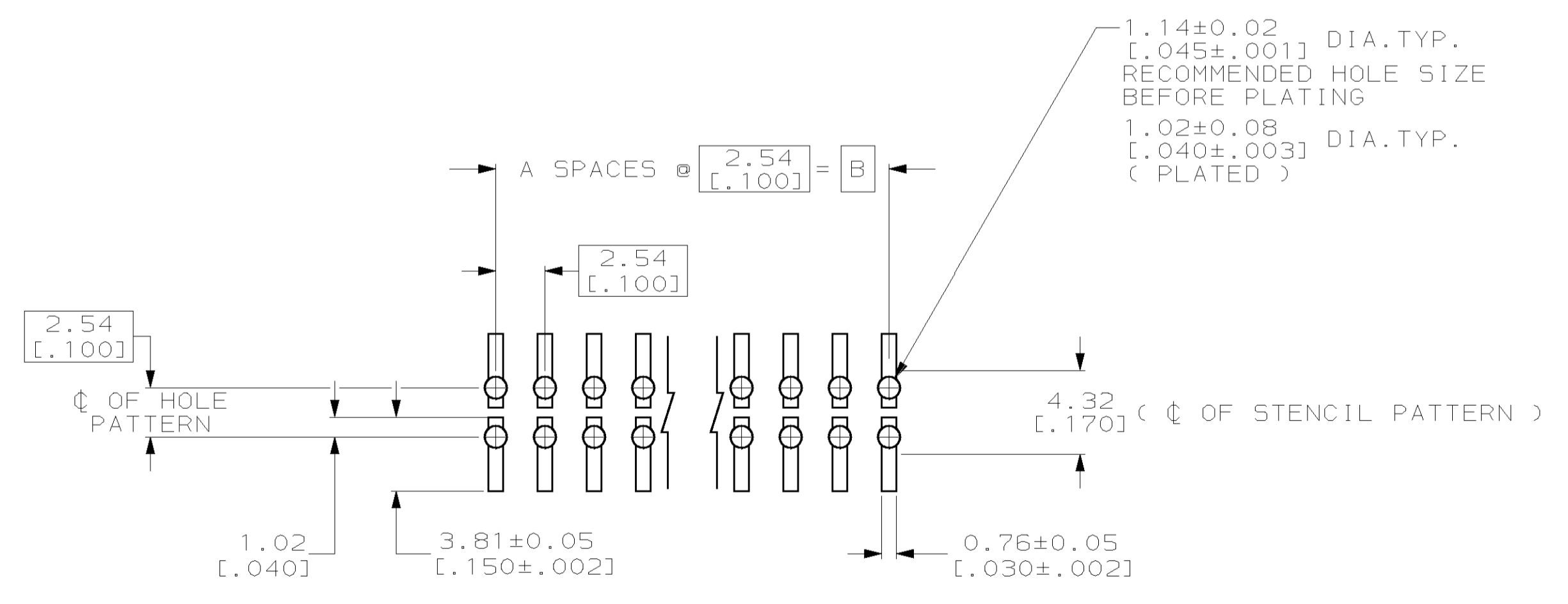
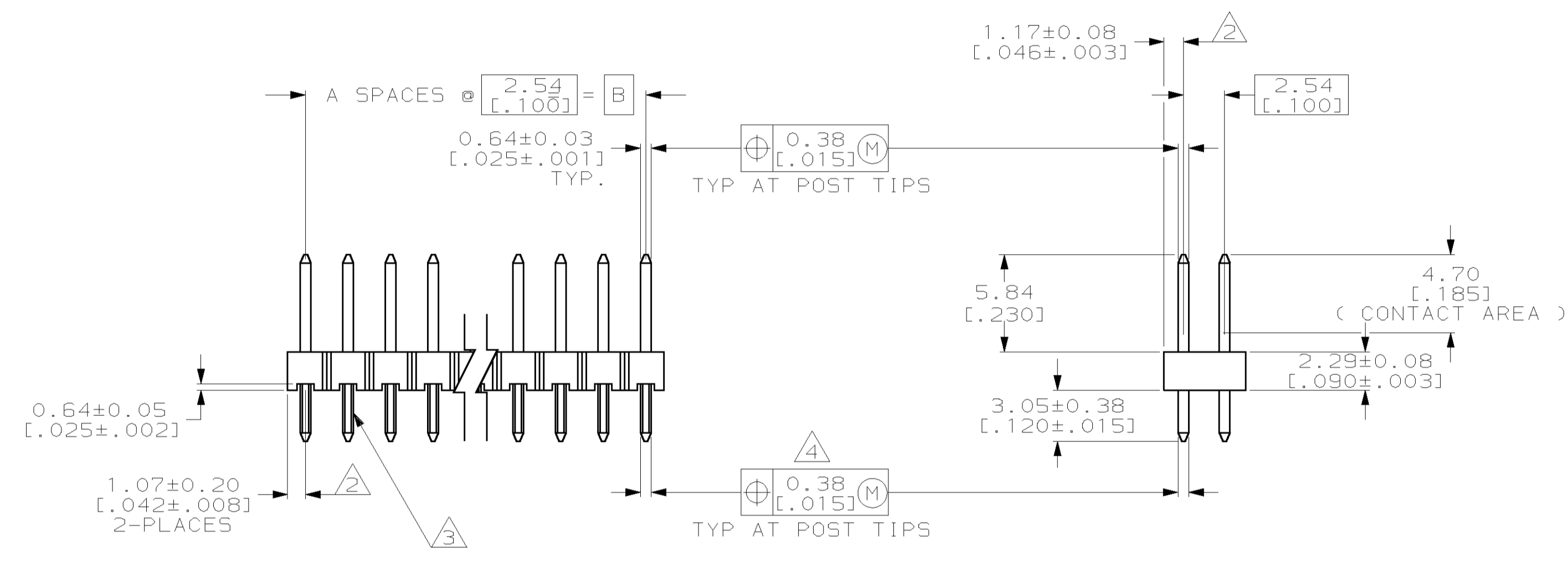
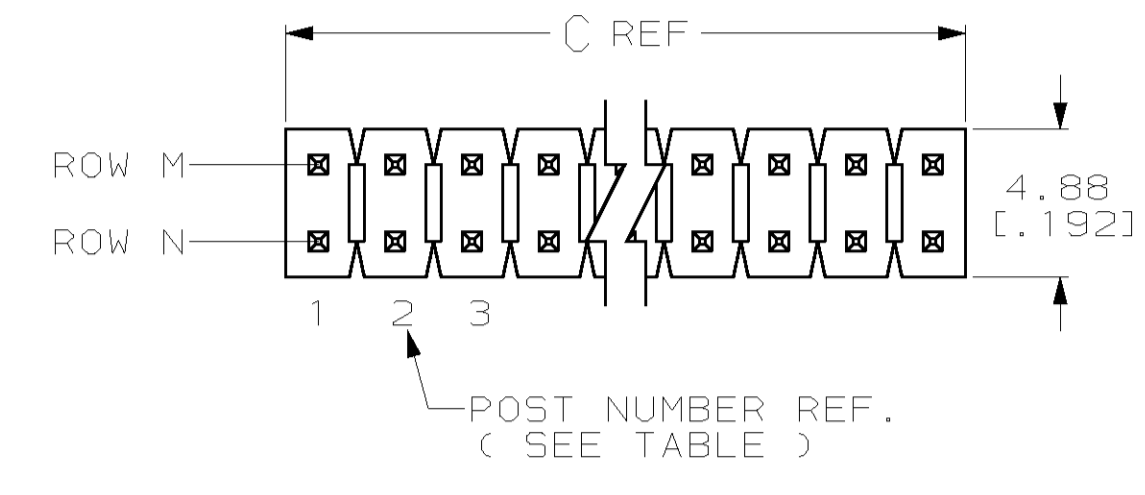


REVISONS		DATE	BY	APPD
0	DP 4633-95-33	5/10/95	TH	GD
A	EC 0010-0252-96	2/17/97	LSB	GD
B	REV PER 0430-0257-97	19AUG99	BH	JG
C	REV PER 0621-0071-98	25AUG99	BH	JG
D	REV PER 0621-0244-98	30NOV99	BH	JG
E	REV PER 063C-0170-99	31JAN00	BH	JG
F	REV PER 063C-0249-99	04FEB00	BH	JG

- TRUE POSITION TOLERANCE OF THE POST TIPS APPLIES WHEN THE HEADER IS HELD FLAT AGAINST THE PRINTED CIRCUIT BOARD.
- THE NOTED DIMENSIONS APPLY AT THE INTERSECTION OF THE POST AND HOUSING.
- RETENTION FEATURES ON SOLDER TAILS, LOCATED AT MANUFACTURERS OPTION.
- $\text{M} \pm 0.51 \text{ [}.020\text{]}$ FOR KINKED TAILS.
- HOUSING: LCP, COLOR-BLACK.
POST: PHOSPHOR BRONZE
- 0.000762 [0.00030] GOLD IN CONTACT AREA.
0.00254-0.00508 [0.000100-.0000200] MATTE TIN-LEAD ON SOLDER TAIL,
ALL OVER 0.00127 [0.000050] NICKEL.



RECOMMENDED PC BOARD MOUNTING DIMENSIONS FOR .063 [1.60] THICK PC BOARD AND .012 [0.305] STENCIL THICK.

101.19 [3.984]	99.06 [3.900]	39	80	4-146269-0
98.65 [3.884]	96.52 [3.800]	38	78	3-146269-9
96.11 [3.784]	93.98 [3.700]	37	76	3-146269-8
93.57 [3.684]	91.44 [3.600]	36	74	3-146269-7
91.03 [3.584]	88.90 [3.500]	35	72	3-146269-6
88.49 [3.484]	86.36 [3.400]	34	70	3-146269-5
85.95 [3.384]	83.82 [3.300]	33	68	3-146269-4
83.41 [3.284]	81.28 [3.200]	32	66	3-146269-3
80.87 [3.184]	78.74 [3.100]	31	64	3-146269-2
78.33 [3.084]	76.20 [3.000]	30	62	3-146269-1
75.79 [2.984]	73.66 [2.900]	29	60	3-146269-0
73.25 [2.884]	71.12 [2.800]	28	58	2-146269-9
70.71 [2.784]	68.58 [2.700]	27	56	2-146269-8
68.17 [2.684]	66.04 [2.600]	26	54	2-146269-7
65.63 [2.584]	63.5 [2.500]	25	52	2-146269-6
63.09 [2.484]	60.96 [2.400]	24	50	2-146269-5
60.55 [2.384]	58.42 [2.300]	23	48	2-146269-4
58.01 [2.284]	55.88 [2.200]	22	46	2-146269-3
55.47 [2.184]	53.34 [2.100]	21	44	2-146269-2
52.93 [2.084]	50.80 [2.000]	20	42	2-146269-1
50.39 [1.984]	48.26 [1.900]	19	40	2-146269-0
47.85 [1.884]	45.72 [1.800]	18	38	1-146269-9
45.31 [1.784]	43.18 [1.700]	17	36	1-146269-8
42.77 [1.684]	40.64 [1.600]	16	34	1-146269-7
40.23 [1.584]	38.10 [1.500]	15	32	1-146269-6
37.69 [1.484]	35.56 [1.400]	14	30	1-146269-5
35.15 [1.384]	33.02 [1.300]	13	28	1-146269-4
32.61 [1.284]	30.48 [1.200]	12	26	1-146269-3
30.07 [1.184]	27.94 [1.100]	11	24	1-146269-2
27.53 [1.084]	25.40 [1.000]	10	22	1-146269-1
24.99 [0.984]	22.86 [0.900]	9	20	1-146269-0
22.45 [0.884]	20.32 [0.800]	8	18	146269-9
19.91 [0.784]	17.78 [0.700]	7	16	146269-8
17.37 [0.684]	15.24 [0.600]	6	14	146269-7
14.83 [0.584]	12.70 [0.500]	5	12	146269-6
12.29 [0.484]	10.16 [0.400]	4	10	146269-5
9.75 [0.384]	7.62 [0.300]	3	8	146269-4
7.21 [0.284]	5.08 [0.200]	2	6	146269-3
4.67 [0.184]	2.54 [0.100]	1	4	146269-2
2.13 [0.084]	-	-	2	146269-1
C	B	A	NO. OF POSITIONS	PART NUMBER

THIS DRAWING IS A CONTROLLED DOCUMENT AND IS UNPUBLISHED. IT IS SUBJECT TO CHANGE AND THE CONTROLLING ENGINEERING ORGANIZATION SHALL BE CONTACTED FOR THE LATEST REVISION.

DIMENSIONS:	TOLERANCES UNLESS OTHERWISE SPECIFIED:	DRAWN: I. I. HOFFMAN 5/8/95	AMP Incorporated Harrisburg, PA 17105-3608
0 PLC ±	1 PLC ±0.51 [0.02]	CHK: G. DUBNICZKI 3/4/96	PRODUCT SPEC: HEADER ASSEMBLY, MOD II, BREAKAWAY, DOUBLE ROW, .100 X.100Ø, VERTICAL, WITH RETENTION FEATURE, .025 SQ. POSTS, HIGH TEMPERATURE
2 PLC ±0.127 [0.005]	3 PLC ±0.0127 [0.0005]	APPD: G. DUBNICZKI 3/4/96	
4 PLC ±	ANGLES ±	PRODUCT SPEC: -	APPLICATION SPEC: -
MATERIAL: A	FINISH: B	WEIGHT: -	SIZE: A1 00779
CUSTOMER DRAWING		SCALE: 4:1	DRAWING NO: C-146269
		SHEET: 1 of 1	REV: F

- [Home](#)
- [Part Number Search](#)
- [Document Search](#)
- [Text Search](#)
- [Alternate Part Search](#)
- [Multiple Part Comparison](#)
- [Alphabetical Search](#)
- [Brand Search](#)
- [Industry Product Search](#)
- [Product Type Search](#)
- [Product Family Search](#)
- [Competitor Cross Reference](#)
- [Lead Free Solutions](#)
- [Help/Glossary](#)

Current Brand View	View All Tyco Electronics Brands Click to activate links to all other products
AMP	

AMPMODU
.100 & .150 Centerline Through Hole Headers

AMP **146269-1** **Active** [Active](#)

(Tyco Electronics P/N: 146269-1)

[CAD Geometry](#) | [Search for Parts](#) | [Previous](#) [1](#) [2](#) [3](#) [4](#) [5](#) [6](#) **[7]** [8](#) [9](#) [10](#) [Next](#)

Document links for this part cannot be displayed. Your browser does not support inline frames or is currently configured not to display inline frames. Inline frames are supported in both Internet Explorer 5 and Netscape 6, as well as all later versions of these browsers.

Related Part Information		
General Information	eCommerce	Related Part Information
General Info Sales Info Assembly Subcontractors	Pricing Product Availability	

Photos & Line Drawings - The photographs and/or line drawings are representative images of a product for viewing purposes only.

[Product Photo](#)

Searchable Features:	
Brand:	AMP
Header Type:	Breakaway
No. of Rows:	Dual
No. of Positions:	2
Mount Angle:	Vertical
PCB Retention Feature:	With
PCB Retention Method Feature:	Kinked Post
Surface Mount Compatible:	Yes
Contact Mating Area Plating:	Gold (30)
Board Standoff:	With
Mounting Ears:	Without

Other Properties:	
Contact Shape:	Square
Post Size (mm [in]):	0.64 [.025]
Centerline, Matrix (mm [in]):	2.54 x 2.54 [.100 x .100]
Mating Post Length (mm [in]):	5.84 [0.230]
Contact Material:	Phosphor Bronze
Housing Material:	Thermoplastic
Contact Termination Area Plating:	Tin-Lead over Nickel
Gender:	Header
Housing Flammability Rating:	UL 94V-0

Panel Attachment:	No
Mating Connector Lock:	Without
High Temperature Housing:	Yes
High Speed Serial Data Connector:	No
Termination Post Length (mm [in]):	3.05 [0.120]

Comment:

For C dimensions, 3.05 [.120] and 3.18 [.125], board retention using kinked tails are for headers 6 positions and smaller; headers 7 positions and larger use swaged tails. Headers with a C dimension of 2.29 [.090] have swaged tails for all sizes. Headers are also available in sizes 4 thru 78 positions. When ordering, add the prefix and/or suffix (dash) numbers to the base part number that corresponds to the number of positions per row. For example, the complete part number for a 16-position header with solder tails (C dimension 2.29 [.090], post plating A) would be 146261-8. The complete part number for a 40-position header with board retention tails (C dimension 3.05 [.120], post plating B) would be 2-146268-0.

[Copyright](#) and [Privacy Statement](#)

Visit [Tyco International, Ltd.](#)

[Products](#) | [Catalog](#) | [Brands](#) | [Industries](#) | [Commerce](#) | [Supplier](#) | [Customer Service](#) | [About](#) | [Home](#)