

# Crimp Connector

## MP-2 Series 2.0mm Spacing



### Features

1. Socket and plug connections for this model measures only 6.9mm high and 4.5mm thick.
2. A lock mechanism is utilized for the socket and plug housing to ensure firm connection and prevent improper plug insertion.
3. A lead-free product.

### Specifications

1. Rating : 1A 125V AC/DC
2. Contact Resistance : 20mΩ max
3. Insulation Resistance : 1000MΩmin. at 500V DC
4. Withstanding Voltage : 500V AC for one minute
5. Operating Temperature Range : -25°C to +85°C
6. Applicable Wire Size : AWG22 to 30  
(Sheath dia.  $\phi$ 0.8 to  $\phi$ 1.5mm)
7. Applicable P.C. Board Thickness : 1.6mm

### Material and Plating

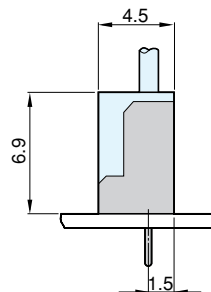
- Housing : Polyamide (PA), Natural Color, 94V-0
- Plug Housing : Polyamide (PA66), Natural Color, 94V-0
- Plug Pin : Brass, Tin Plating

### Note

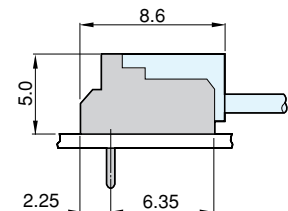
Contact the company if additional specifications are desired.

### Connection Diagram

#### Straight Type



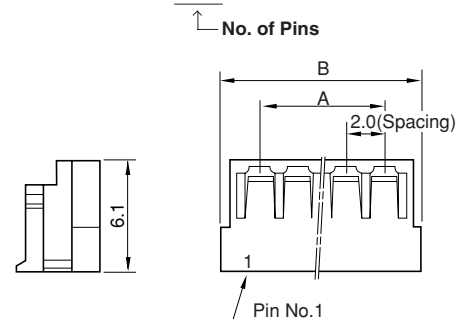
#### Right-Angle Type



### Housing

No. of Pins	Part No.	A	B
2	W-A2202-1N#51	2.0	5.8
3	W-A2203-1N#51	4.0	7.8
4	W-A2204-1N#51	6.0	9.8
5	W-A2205-1N#51	8.0	11.8
6	W-A2206-1N#51	10.0	13.8
7	W-A2207-1N#51	12.0	15.8
8	W-A2208-1N#51	14.0	17.8
9	W-A2209-1N#51	16.0	19.8
10	W-A2210-1N#51	18.0	21.8
11	W-A2211-1N#51	20.0	23.8
12	W-A2212-1N#51	22.0	25.8
13	W-A2213-1N#51	24.0	27.8
14	W-A2214-1N#51	26.0	29.8
15	W-A2215-1N#51	28.0	31.8

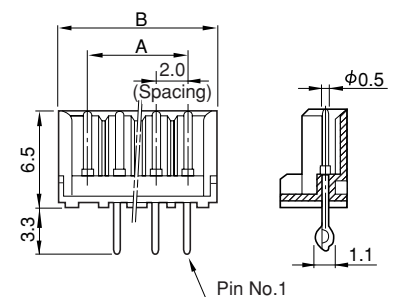
#### W-A 22□□-1N#51



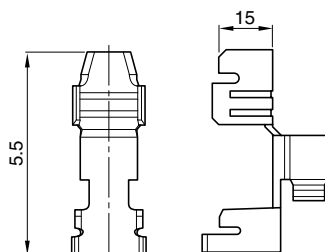
### Plug

No. of Pins	Straight Type	A	B
2	W-P0802#51F	2.0	6.0
3	W-P0803#51F	4.0	8.0
4	W-P0804#51F	6.0	10.0
5	W-P0805#51F	8.0	12.0
6	W-P0806#51F	10.0	14.0
7	W-P0807#51F	12.0	16.0
8	W-P0808#51F	14.0	18.0
9	W-P0809#51F	16.0	20.0
10	W-P0810#51F	18.0	22.0
11	W-P0811#51F	20.0	24.0
12	W-P0812#51F	22.0	26.0
13	W-P0813#51F	24.0	28.0
14	W-P0814#51F	26.0	30.0
15	W-P0815#51F	28.0	32.0

#### W-P 08□□#51F Straight Type



### Terminal W-T0213-11#01



Applicable Electrical Wire Size (AWG)	Electrical Wire Sheath Dia. (mm)	Material	Plating	No. of Terminal/Reel
22~30	$\phi$ 1.5~0.8	Phosphor Bronze	Tinned (Reflow Treatment)	15,000

No. of Pins	Right-Angle Type	A	B
2	W-P0852#51F	2.0	6.0
3	W-P0853#51F	4.0	8.0
4	W-P0854#51F	6.0	10.0
5	W-P0855#51F	8.0	12.0
6	W-P0856#51F	10.0	14.0
7	W-P0857#51F	12.0	16.0
8	W-P0858#51F	14.0	18.0
9	W-P0859#51F	16.0	20.0
10	W-P0860#51F	18.0	22.0
11	W-P0861#51F	20.0	24.0
12	W-P0862#51F	22.0	26.0
13	W-P0863#51F	24.0	28.0
14	W-P0864#51F	26.0	30.0
15	W-P0865#51F	28.0	32.0

#### Right-Angle Type

