

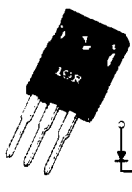




Part Number	VRRM (V)	IF(AV) @ Tc		VFM @ IFM TJ = 70°C (V)	IFSM (1)		IRM @ TJ = 125°C & Rated VRWM (mA)	Max. TJ (°C)	Case Outline Number (6)	Notes	Case Style
		(A)	(°C)		50 Hz (A)	60 Hz (A)					
6CWQ03	30	6.6	101	0.54	45	47	20.0	125	<b>J7</b>	(3) (5)	<b>TO-251</b> I-PAK 
6CWQ04	40	6.6	101	0.54			20.0				
6CWQ05	50	6.6	98	0.58			30.0				
6CWQ06	60	6.6	98	0.58			30.0				
6CWQ09	90	6.6	98	0.75			3.0				
6CWQ10	100	6.6	98	0.75			3.0				
12CTQ030	30	12	121	0.55	135	140	6	150	<b>K1</b>	(5)	<b>TO-220AB</b> 
12CTQ035	35										
12CTQ040	40										
12CTQ045	45										
15CTQ030	30	15	121	0.66	143	150	70	150			
15CTQ035	35										
15CTQ040	40										
15CTQ045	45										
16CTQ060	60	16	120	0.60	242	255	7	150			
16CTQ080	80										
16CTQ090	90										
16CTQ100	100										
20CTQ030	30	20	110	0.58	260	275	12	150			
20CTQ035	35										
20CTQ040	40										
20CTQ045	45										
25CTQ030	30	30	121	0.66	260	275	100	150			
25CTQ035	35										
25CTQ040	40										
25CTQ045	45										
30CTQ030	30	25	100	0.61	285	300	12	150			
30CTQ035	35										
30CTQ040	40										
30CTQ045	45										
32CTQ025	25	30	90	0.42	310	325	150	150			
30CPQ030	30	33	93	0.55	300	315	15	125	<b>K2</b>	(5)	<b>TO-247AA</b> TO-3P 
30CPQ040	40	33	93	0.55	300	315	15	125			
30CPQ050	50	33	88	0.63	200	210	15	125			
30CPQ060	60	33	88	0.63	200	210	15	125			
30CPQ090	90	33	90	0.75	245	257	2	125			
30CPQ100	100	33	90	0.75	245	257	2	125			
40CPQ040	40	44	103	0.50	500	525	25	125			
40CPQ045	45	44	103	0.50	500	525					
40CPQ050	50	44	83	0.60	450	474					
40CPQ060	60	44	83	0.60	450	474					
40CDQ030	30	40	143	0.60	380	400	20	175	<b>K7</b>	(5)	<b>TO-204AA</b> TO-3 
40CDQ035	35										
40CDQ040	40										
40CDQ045	45										
60CDQ030	30	60	120	0.70	475	500	20	175	<b>K8</b>	(5)	<b>TO-204AE</b> MODIFIED TO-3 
60CDQ035	35										
60CDQ040	40										
60CDQ045	45										
SD241	35	60	120	0.70	380	400	20	175			

(1) Peak half-cycle sine wave, following any rated load condition, VRWM reapplied.

(5) Dual-die center tap-common cathode. IF(AV) is IO(AV).

(6) For case outline drawing see page 145 and 147.