

A01 IDC SOCKET

PITCH: 2.54mm

SPECIFICATIONS

Material

Insulator : PBT, glass reinforced, rated UL 94V-0

Contact : Phosphor Bronze or Brass

Electrical

Current Rating : 1 Amp

Contact Resistance : 30 mΩ max.


Insulation Resistance : 3000 MΩ min.

Dielectric Withstanding Voltage : 500V AC for 1minute

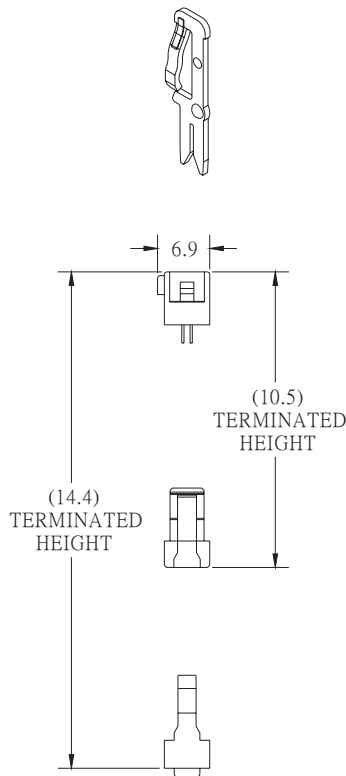

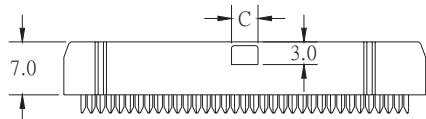
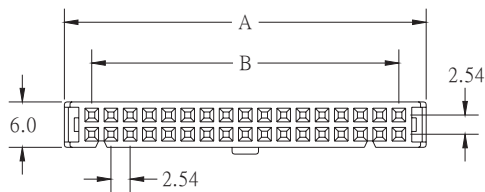
Operating Temperature : -40°C to +105°C

◆ Terminated with L01-1.27mm pitch flat ribbon cable.

◆ Mating Suggestion : C01b, C01f, C02c, C02d & C89b series.



A



POSITION	A	B	C
4	9.78	2.54	1.85
6	12.32	5.08	1.85
8	14.86	7.62	1.85
10	17.40	10.16	3.50
12	19.94	12.70	3.50
14	22.48	15.24	3.50
16	25.02	17.78	3.50
20	30.10	22.86	3.50
24	35.18	27.94	3.50
26	37.72	30.48	3.50
30	42.80	35.56	3.50
34	47.88	40.64	3.50
36	50.42	43.18	3.50
40	55.50	48.26	3.50
44	60.58	53.34	3.50
50	68.20	60.96	3.50
56	75.82	68.58	3.50
60	80.90	73.66	3.50
62	83.44	76.20	3.50
64	85.98	78.74	3.50

HOW TO ORDER:

A01 - 1 - 2 - 3 - 4 - 5 - G (RoHS)

1.NO. OF CONTACT	2.CONTACT MATERIAL	3.CONTACT PLATING	4.SPECIAL FUNCTION	5.INSULATOR COLOR
04 06 08 10 12 14 16 20 24 26 30 34 36 40 44 50 56 60 62 64	A: BRASS B: PHOSPHOR BRONZE	T: TIN PLATED S: SELECTIVE G: GOLD FLASH A: 5u" INCH GOLD B: 10u" INCH GOLD C: 15u" INCH GOLD D: 30u" INCH GOLD	A: W STRAIN RELIEF W BAR B: W/O STRAIN RELIEF W BAR C: W STRAIN RELIEF W/O BAR D: W/O STRAIN RELIEF W/O BAR	1. BLACK 2. GREY