

SCHOTTKY DIODES STUD TYPE 25A

Features

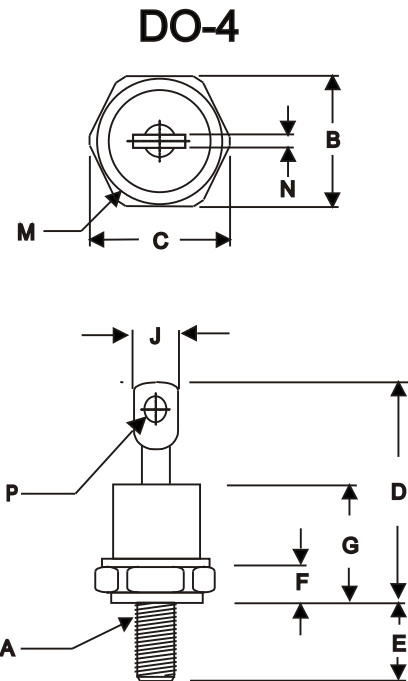
High Surge Capability
Types up to 40V_{V_{RRM}}

**25Amp Rectifier
20-40 Volts**

Maximum Ratings

Operating Temperature: -55 °C to +150 °C
Storage Temperature: -55 °C to +175 °C

Part Number	Maximum Recurrent Peak Reverse Voltage	Maximum RMS Voltage	Maximum DC Blocking Voltage
1N5829 (R)	20V	14V	20V
1N5830 (R)	25V	17V	25V
1N6095 (R)	30V	21V	30V
1N5831 (R)	35V	25V	35V
1N6096 (R)	40V	28V	40V



Notes:
1. Standard Polarity: Stud is Cathode
2. Reverse Polarity: Stud is Anode

Electrical Characteristics @ 25 °C Unless Otherwise Specified

Average Forward Current	I _{F(AV)}	25A	T _C = 100 °C
Peak Forward Surge Current	I _{FSM}	800A 400A	(1N5829~1N5831) (1N6095~1N6096) 8.3ms. Half sine
Maximum Instantaneous Forward Voltage <small>NOTE (1)</small>	V _F	0.58V	I _{FM} = 25 A; T _J = 25 °C
Maximum Instantaneous Reverse Current At Rated DC Blocking Voltage <small>NOTE (1)</small>	I _R	2.0 mA 250 mA	T _J = 25 °C T _J = 125 °C
Maximum thermal resistance, junction to case	R _{θjc}	1.8 °C /W	
Mounting torque	Kgf-cm	11.0~13.4	Not lubricated threads

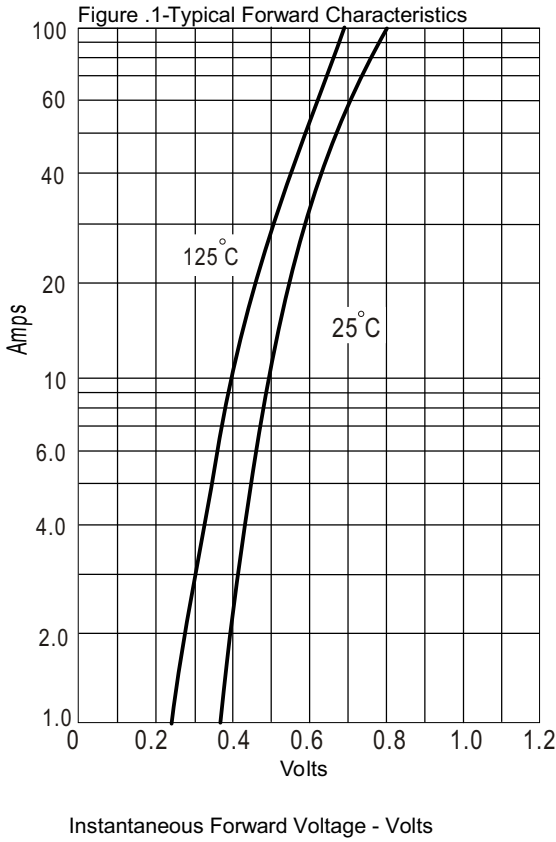
DIM	DIMENSIONS				NOTE
	INCHES		MM		
A	10-32	UNF3A	Threads	Standard	Polarity
B	.424	.437	10.77	11.10	
C	----	.505	----	12.82	
D	.600	.820	15.24	20.82	
E	.422	.453	10.72	11.50	
F	.075	.175	1.91	4.44	
G	----	.405	----	10.29	
J	----	.310	----	7.87	
M	----	.413	----	10.49	∅
N	.020	.065	0.51	1.65	
P	.060	.100	1.53	2.54	∅

NOTE :

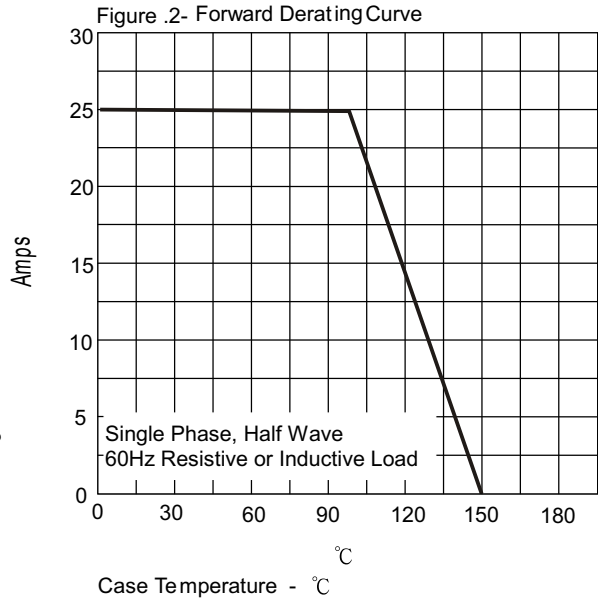
(1) Pulse Test: Pulse Width 300 usec, Duty Cycle < 2%



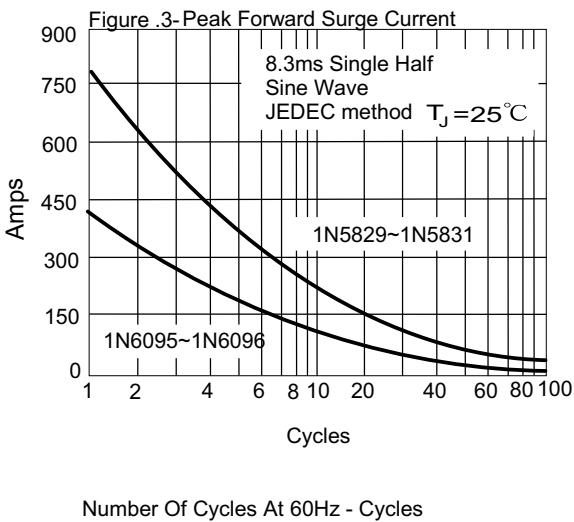
Instantaneous Forward Current - Amperes



Average Forward Rectified Current - AmPeres



Peak Forward Surge Current -Amperes



Instantaneous Reverse Leakage Current - MilliAmperes

