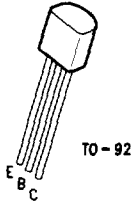
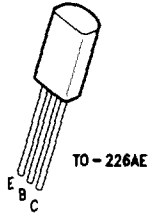
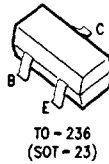


MPSA92


TL/G/10100-1

MPSW92


TL/G/10100-4

MMBTA92


TL/G/10100-5

PNP High Voltage Amplifier
Electrical Characteristics $T_A = 25^\circ\text{C}$ unless otherwise noted

Symbol	Parameter	Min	Max	Units
OFF CHARACTERISTICS				
$V_{(BR)CEO}$	Collector-Emitter Breakdown Voltage, (Note 1) ($I_C = 1.0 \text{ mAdc}$, $I_B = 0$)	300		Vdc
$V_{(BR)CBO}$	Collector-Base Breakdown Voltage ($I_C = 100 \mu\text{Adc}$, $I_E = 0$)	300		Vdc
$V_{(BR)EBO}$	Emitter-Base Breakdown Voltage ($I_E = 100 \mu\text{Adc}$, $I_C = 0$)	5.0		Vdc
I_{CBO}	Collector Cutoff Current ($V_{CB} = 200 \text{ Vdc}$, $I_E = 0$) ($V_{CB} = 160 \text{ Vdc}$, $I_E = 0$)		0.25	μAdc
I_{EBO}	Emitter Cutoff Current ($V_{EB} = 3.0 \text{ Vdc}$, $I_C = 0$)		0.1	μAdc
ON CHARACTERISTICS (Note 1)				
h_{FE}	DC Current Gain ($I_C = 1.0 \text{ mAdc}$, $V_{CE} = 10 \text{ Vdc}$) ($I_C = 10 \text{ mAdc}$, $V_{CE} = 10 \text{ Vdc}$) ($I_C = 30 \text{ mAdc}$, $V_{CE} = 10 \text{ Vdc}$)	25 40 25		
$V_{CE(sat)}$	Collector-Emitter Saturation Voltage ($I_C = 20 \text{ mAdc}$, $I_B = 2.0 \text{ mAdc}$)		0.5	Vdc
$V_{BE(sat)}$	Base-Emitter Saturation Voltage ($I_C = 20 \text{ mAdc}$, $I_B = 2.0 \text{ mAdc}$)		0.9	Vdc
SMALL-SIGNAL CHARACTERISTICS				
f_T	Current-Gain—Bandwidth Product ($I_C = 10 \text{ mAdc}$, $V_{CE} = 20 \text{ Vdc}$, $f = 100 \text{ MHz}$)	50		MHz
C_{cb}	Collector-Base Capacitance ($V_{CB} = 20 \text{ Vdc}$, $I_E = 0$, $f = 1.0 \text{ MHz}$)		6.0	pF

Note 1: Pulse Test: Pulse Width $\leq 300 \mu\text{s}$, Duty Cycle $\leq 2.0\%$.

Note 2: For characteristics curves, see Process 76.