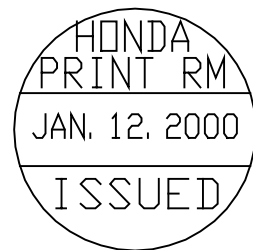
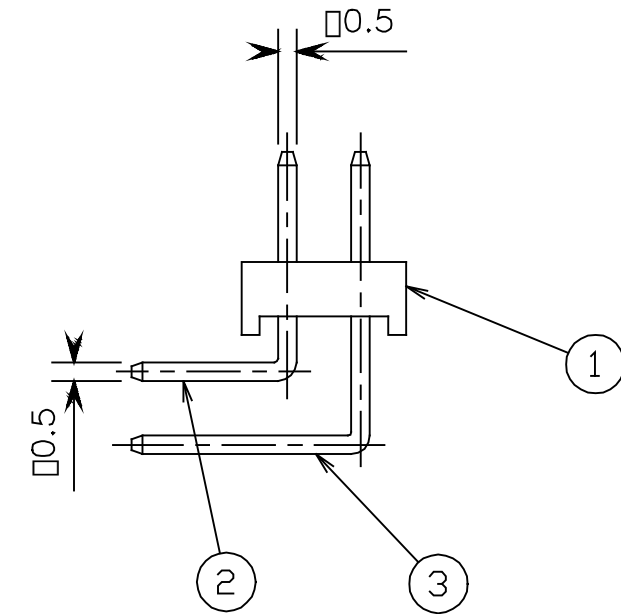
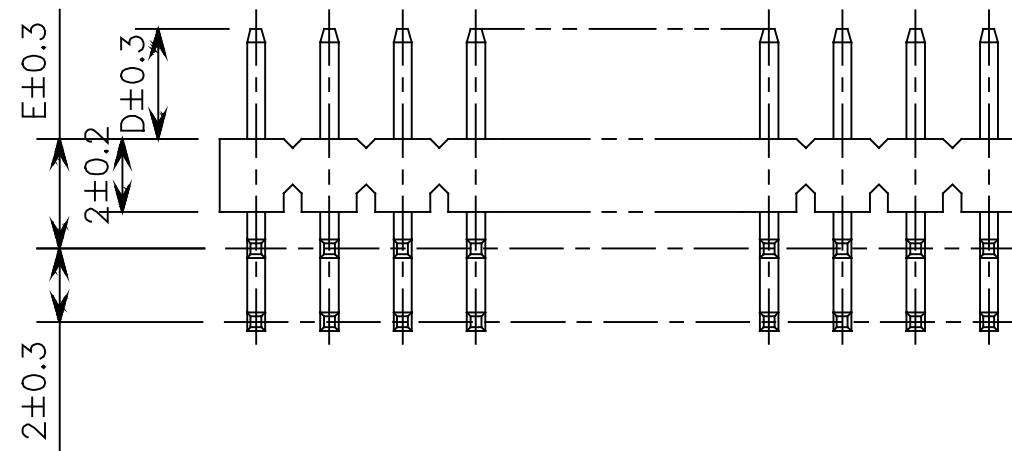
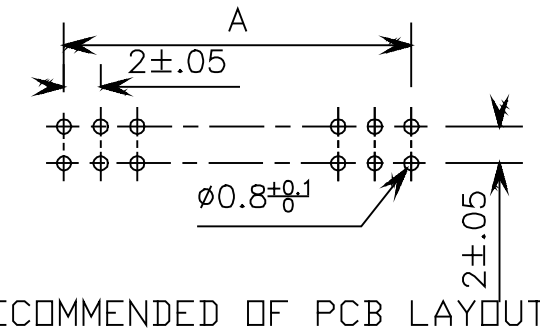
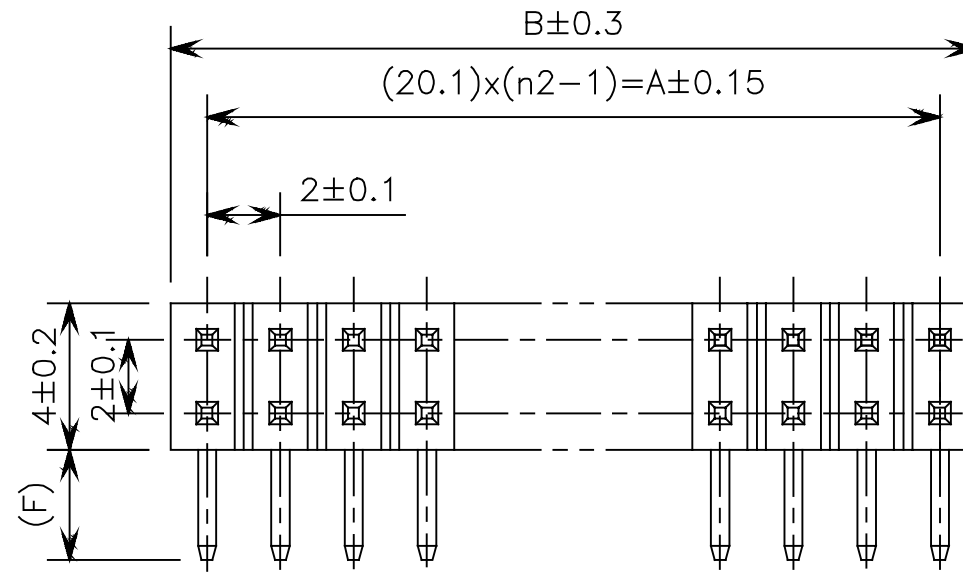


table 1

n	A±0.15	B±0.3	n	A±0.15	B±0.3
2	—	2	62	60	62
4	2	4	64	62	64
6	4	6	66	64	66
8	6	8	68	66	68
10	8	10	70	68	70
12	10	12	72	70	72
14	12	14	74	72	74
16	14	16	76	74	76
18	16	18	78	76	78
20	18	20	80	78	80
22	20	22	82	80	82
24	22	24	84	82	84
26	24	26	86	84	86
28	26	28	88	86	88
30	28	30	90	88	90
32	30	32	92	90	92
34	32	34	94	92	94
36	34	36	96	94	96
38	36	38	98	96	98
40	38	40	100	98	100
42	40	42	102	100	102
44	42	44	104	102	104
46	44	46	106	104	106
48	46	48	108	106	108
50	48	50	110	108	110
52	50	52	112	110	112
54	52	54	114	112	114
56	54	56	116	114	116
58	56	58	118	116	118
60	58	60	120	118	120



note1. "n" Shows number of contacts.
2. As for the dimension, see table 1,2.

table 2

PART NO.	D±0.3	E±0.3	(F)	Remarks
LPC-(n)T2M2LG	3	3	3	
LPC-(n)T3M2LG	4, 4	3	2	Both side Dip type
LPC-(n)T4M2LG	3	3	2, 4	
LPC-(n)T6M2LG	3, 5	3, 5	3	
LPC-(n)T10M2LG	3	2, 25	2, 6	
LPC-(n)T15M2LG	3, 5	2, 4	1, 8	
LPC-(n)T16M2LG	2	3	2, 5	Both side Dip type

LTR.	DATE	BY	REV.	DESCRIPT	NO.	PART NAME	MATERIAL	QTY	FINISH	NOTE	
△					3	CONTACT B	PHOSPHOR BRONZE	n/2	GOLD		
△					2	CONTACT A	PHOSPHOR BRONZE	n/2	GOLD		
△					1	INSULATOR	NYLON66	1		UL94V-0 BLACK	
DATE: JAN. 11, 2000						SCALE: 5 / 1	UNIT: mm (INCH)	3RD . A . P HONDA TSUSHIN KOGYO., LTD.			
DR	DE	CHK	CHK	APP	NAME		MALE CONNECTOR				
						PART NO.	LPC-(n)<T>M2LG				