



LOW VF SCHOTTKY DIODE MODULE TYPE 600A

**Features**

- High Surge Capability
- Isolation Type Package
- Electrically Isolation base plate

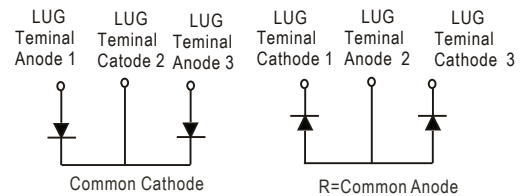
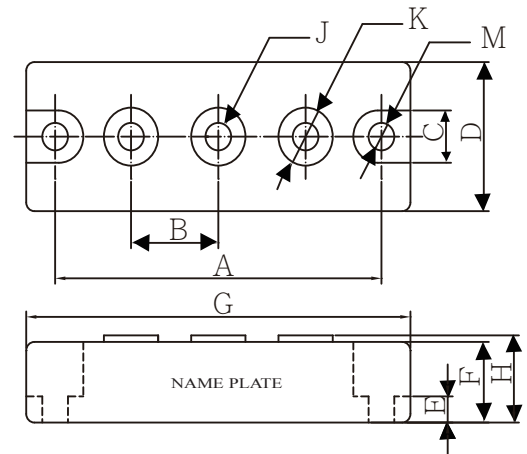
600 Amp Rectifier  
35Volts

HEAVY THREE TOWER

**Maximum Ratings**

Operating Temperature: -40 °C to +100 °C  
Storage Temperature: -40 °C to +150 °C

Part Number	Maximum Recurrent Peak Reverse Voltage	Maximum RMS Voltage	Maximum DC Blocking Voltage
MBRTA60035(R)L	35V	25V	35V



**Electrical Characteristics @ 25 °C Unless Otherwise Specified**

Average Forward Current (Per pkg)	$I_{F(AV)}$	600A	$TC=100^{\circ}C$
Peak Forward Surge Current (Per leg)	$I_{FSM}$	4000A	8.3ms, half sine
Maximum Instantaneous Forward Voltage (Per leg)	$V_F$	0.60V	$I_{FM}=300 A; T_J=25^{\circ}C$
Maximum Instantaneous Reverse Current At Rated DC Blocking Voltage (Per leg)	$I_R$	3mA 300mA	$T_J= 25^{\circ}C$ $T_J = 100^{\circ}C$
Maximum Thermal Resistance Junction To Case (Per leg)	$R_{\theta j c}$	0.28 °C/W	

DIM	DIMENSIONS			
	Inches		Millimeters	
	Min	Max	Min	Max
A	3.150	NOM	80.01	NOM
B	.872	.892	22.15	22.65
C	.465	.479	11.82	12.18
D	1.337	1.356	33.95	34.45
E	.230	.234	5.84	6.16
F	.725	REF	18.42	REF
G	3.668	3.768	93.17	95.71
H	---	.791	---	20.10
J	1/4 -20 UNC FULL			
K	.509	.538	12.92	13.68
M	.238	.258	6.05	6.55

NOTE :

(1) Pulse Test: Pulse Width 300  $\mu$  sec. Duty Cycle < 2%



Figure .1-Typical Forward Characteristics

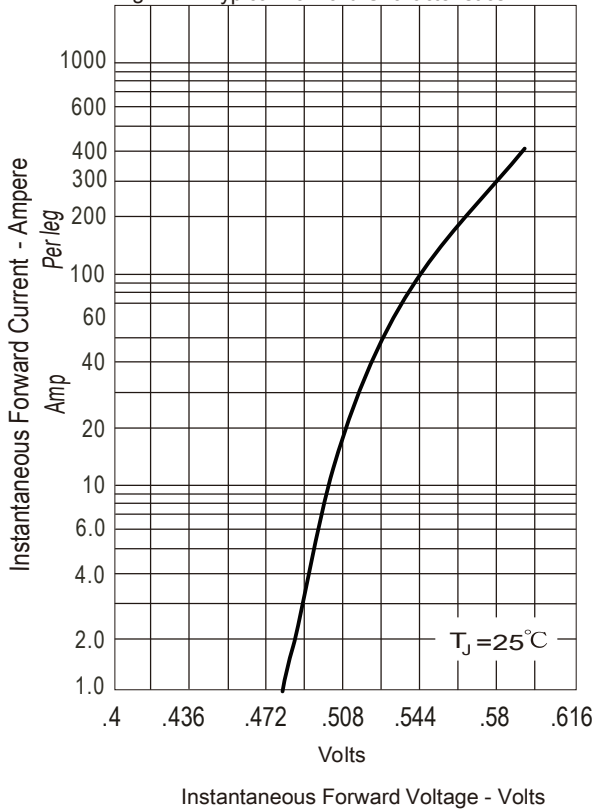


Figure .2- Forward Derating Curve

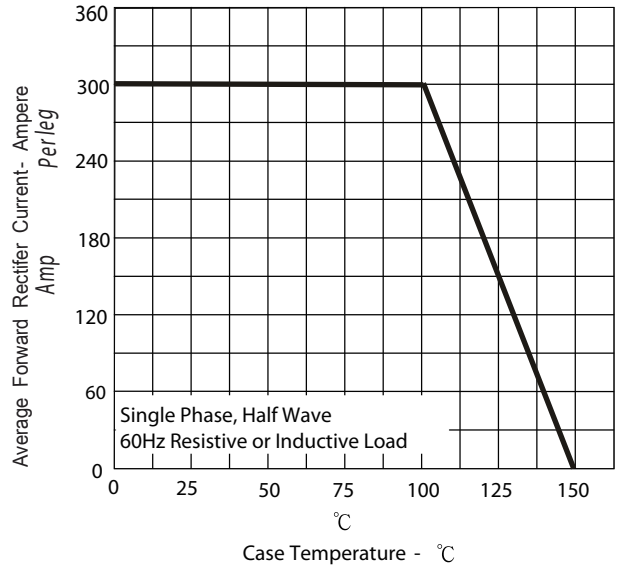


Figure .4-Typical Reverse Characteristics

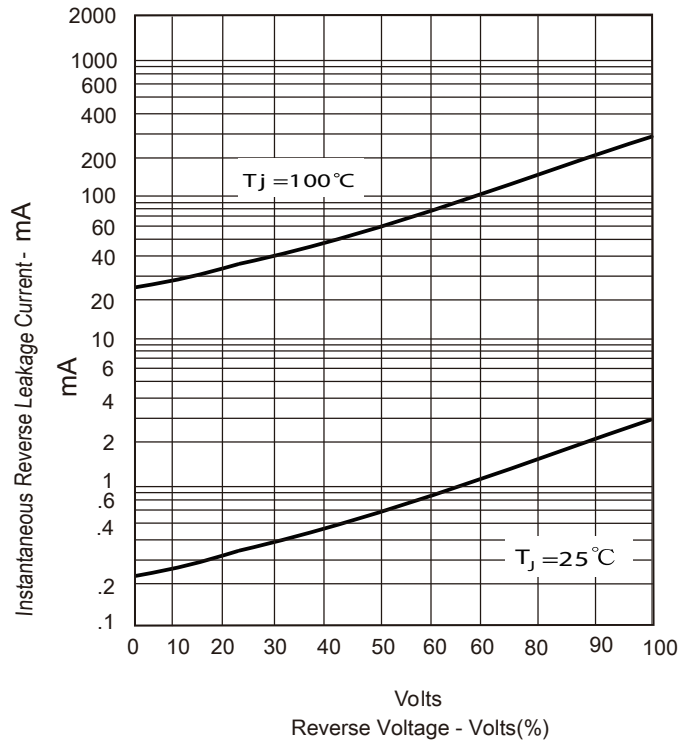


Figure .3- Peak Forward Surge Current

