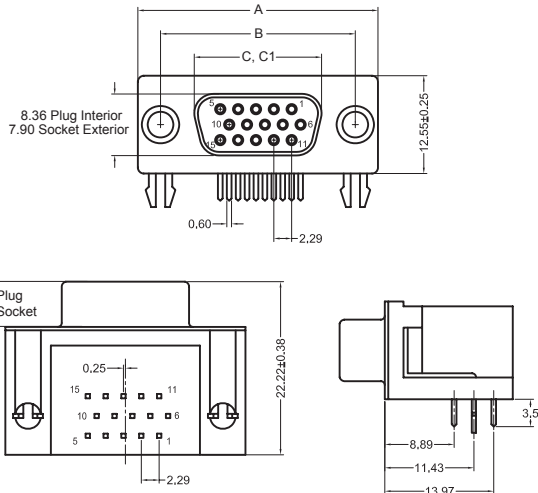


K66XHT Series High Density High Temperature Right Angle PCB Mount

K66XHT Series Dimensions

Pictured with Board Lock Option, Dimensions in mm



Shell Size	In mm					
	A	B	C	C1	D	E
15 (E)	1.213 ±.015 30.81 ±0.38	.984 ±.005 24.99 ±0.13	.643 ±.010 16.33 ±0.25	.666 ±.010 16.92 ±0.25	.090 ±.005 2.29 ±0.13	.010 ±.005 0.25 ±0.13
26 (A)	1.541 ±.015 39.14 ±0.38	1.312 ±.005 33.32 ±0.13	.971 ±.010 24.66 ±0.25	.994 ±.010 25.25 ±0.25	.090 ±.005 2.29 ±0.13	.020 ±.005 0.51 ±0.13
44 (B)	2.088 ±.015 53.04 ±0.38	1.852 ±.005 47.04 ±0.13	1.511 ±.010 38.38 ±0.25	1.534 ±.010 38.96 ±0.25	.090 ±.005 2.29 ±0.13	.020 ±.005 0.51 ±0.13
62 (C)	2.729 ±.015 69.32 ±0.38	2.500 ±.005 63.50 ±0.13	2.159 ±.010 54.84 ±0.25	2.182 ±.010 55.42 ±0.25	.095 ±.005 2.41 ±0.13	.023 ±.005 0.58 ±0.13

C = Exterior of Female Shell (S) C1 = Interior of Male Shell (P)

Electrical Characteristics

Rated Current: 1.5A
Rated Voltage: 29Vac

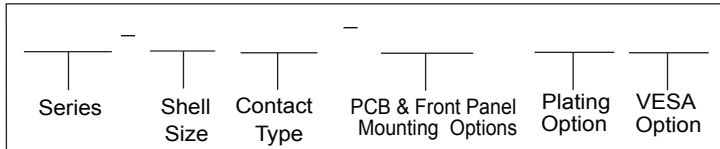
D-SUBMINIATURE CONNECTORS

K66XHT Series

Documentation & Ordering Information

Kycon Part #

Part Number Builder



Series

K66XHT - Reflow Compatible Version

Shell Size-Contact Option

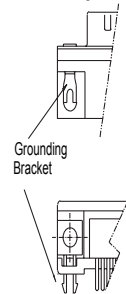
- E - 15 Contacts
- A - 26 Contacts
- B - 44 Contacts
- C - 62 Contacts

Contact Type

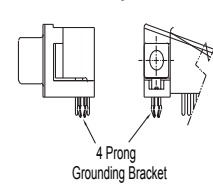
- P - Pin Contact (Plug)
- S - Socket Contact (Receptacle)

PC Board Mounting Option

N Option

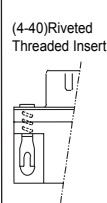


NV Option

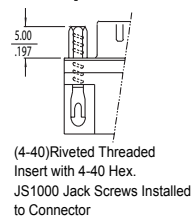


Front Panel Mounting Option

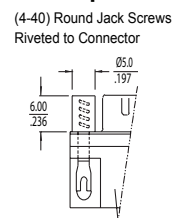
Standard



J Option



R Option



Plating Option

- Blank - Gold Flash
- 15 - 15µ" Gold
- 30 - 30µ" Gold

VESA Option

- Blank - Standard
- VESA - VESA Compliant Version (E15S Only)

Contact Kycon for other options