

6

5

4

3

2

1

MATERIAL AND FINISH

Insulator: PBT, UL 94V-0 rated.
Contact: Brass, plating (see chart)

ENVIRONMENTAL:

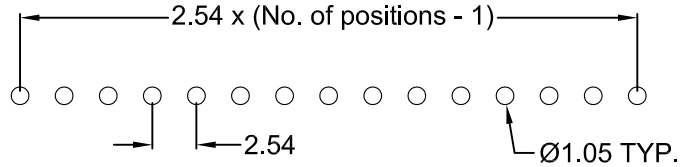
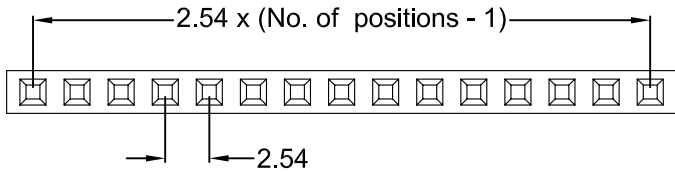
Operating temperature: -55°C to +105°C

ELECTRICAL SPECIFICATIONS:

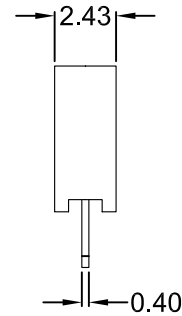
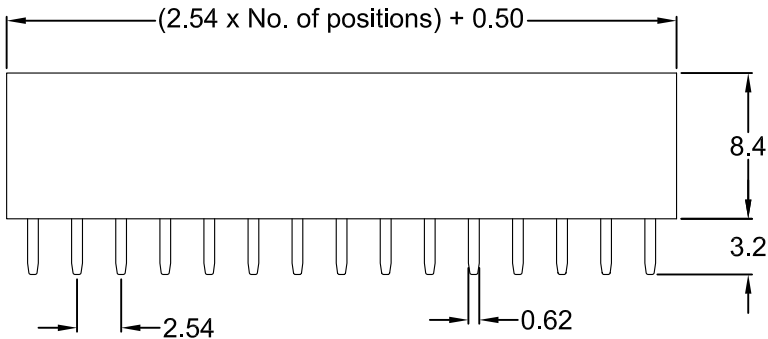
Rated current: 3A
Insulation resistance: 5000 Mohm min. @ 1000VDC
Dielectric withstanding voltage: 1000VAC for one minute
Contact resistance: 30 mohm max.

NOTES:

Replace first XX in P/N with number of position.



**RECOMMENDED
PCB LAYOUT**



REV	DATE	10/01/01	A	CHNG	CHK	APPR
				CHANGE	REVIS	TD
				REVIS	TD	PB
				REVIS	TD	PB

P/N	PLATING
TCS-0XX	GOLD FLASH
TCS-0XX-T	TIN
TCS-0XX-1	5 µ" OF GOLD
TCS-0XX-2	10 µ" OF GOLD
TCS-0XX-3	15 µ" OF GOLD
TCS-0XX-4	30 µ" OF GOLD

TOLERANCE UNLESS OTHERWISE SPECIFIED	
X	± 1
X.X	± 0.4
X.XX	± 0.20
DRAWN BY	PIJ
DATE:	5/7/99
CHECK BY	TD
DATE:	5/7/99
APPR BY	SS
DATE:	5/7/99

Power Dynamics, Inc.

Phone: 973 560-0019 Whippany, New Jersey Fax: 973 560-0076

**PART:RECEPTACLE; 2-40 POSITION SINGLE
ROW, STRAIGHT, PCB MOUNT**

TCS-0XX-X

**SHEET
1 of 1**

SIZE: A
SCALE: NTS
ALL DIMENSIONS FOR REFERENCE ONLY
DIMENSIONS ARE IN MILLIMETERS

REV: A

6

5

4

3

2

1

6

5

4

3

2

1

MATERIAL AND FINISH:

Insulator: PBT, UL-94V-0 rated
Contacts: Copper alloy, plating (see chart) over Nickel plated

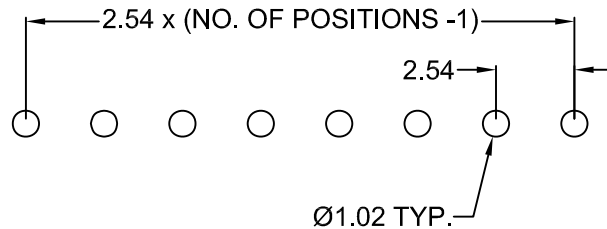
ELECTRICAL SPECIFICATIONS:

Rated current: 3A
Insulation resistance: 1000 Mohm min. at 500 VDC
Dielectric withstanding voltage: 1000 VAC for one minute
Contact resistance: 30 mohm max.

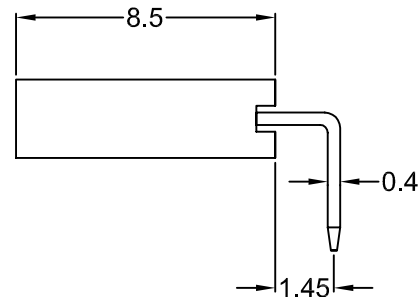
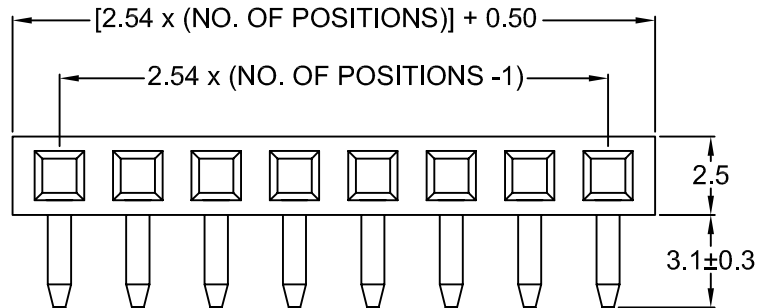
ENVIRONMENTAL:

Operating temperature: -55°C ~ +105°C

NOTE: Available in 2 to 40 positions.
Replace XX in part number with number of positions.



**RECOMMENDED
PCB LAYOUT**



**RoHS
COMPLIANT**

REVISIONS	CHNG	CHK	APPR
	DATE	6/26/06	A
	CHANGE	UPDATED	PB
	BY		

P/N	PLATING
TRS-0XX	Full Gold Flash
TRS-0XX-8	Selective 15µ" Gold
TRS-0XX-11	Selective 30µ" Gold
TRS-0XX-13	Selective Gold Flash
TRS-0XX-T	Tin

TOLERANCE UNLESS OTHERWISE SPECIFIED		
X	±	1
X.X	±	0.4
X.XX	±	0.20
DRAWN BY	PB	DATE: 2/11/02
CHECK BY	TD	DATE: 2/11/02
APPR BY	PB	DATE: 2/11/02

Power Dynamics, Inc.

Phone: 973 560-0019 Whippany, New Jersey Fax: 973 560-0076

**PART: PIN RECEPTACLE; 2.54mm PITCH
SINGLE ROW; RIGHT ANGLE; 2 - 40 CONTACTS**

TRS-0XX-X		SHEET 1 of 1
PART #:	SIZE: A	ALL DIMENSIONS FOR REFERENCE ONLY DIMENSIONS ARE IN MILLIMETERS
SCALE: NTS	REV: A	

6

5

4

3

2

1