



# SD103AW~SD103CW

## SURFACE MOUNT SCHOTTKY BARRIER

**VOLTAGE** 20 to 40 Volts    **CURRENT** 0.35 Amperes

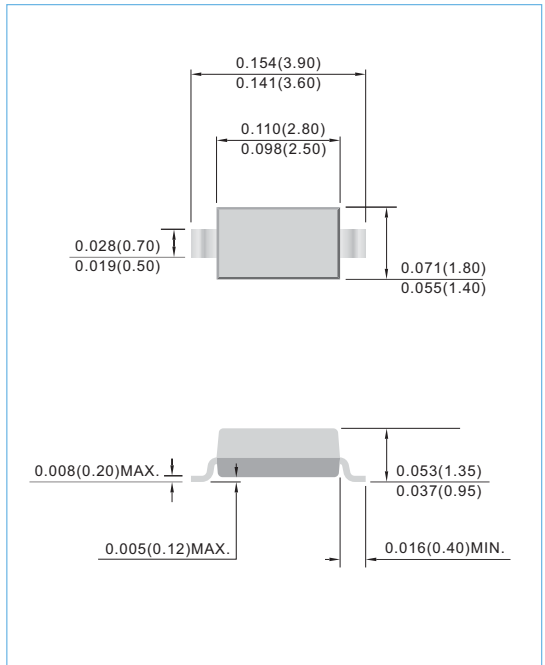
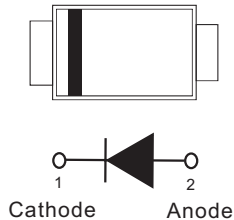
**SOD-123**    Unit : inch(mm)

### FEATURES

- Low turn-on voltage
- Fast switching
- PN Junction Guard Ring for Transient and ESD Protection.

### MECHANICAL DATA

- Case: SOD-123, Plastic
- Terminals: Solderable per MIL-STD-750, Method 2026
- Approx. Weight: 0.01 gram
- Polarity : Color band cathode



### MAXIMUM RATINGS AND ELECTRICAL CHARACTERISTICS

Ratings at 25°C ambient temperature unless otherwise specified. For capacitive load, derate current by 20%.

Parameter	Symbol	SD103AW	SD103BW	SD103CW	Units
Marking Code	-	S6	S7	S8	-
Maximum Recurrent Peak Reverse Voltage	$V_{RRM}$	40	30	20	V
Maximum RMS Voltage	$V_{RMS}$	28	21	14	V
Maximum DC Blocking Voltage	$V_{DC}$	40	30	20	V
Maximum Average Forward Current at $T_a=75^{\circ}C$	$I_{F(AV)}$	0.35			A
Peak Forward Surge Current at 10uS	$I_{FSM}$	2.0			A
Maximum Instantaneous Forward Voltage	$V_F$	0.37@0.02A 0.60@0.2A			V
Maximum Reverse Current	$I_R$	5.0@30V	5.0@20V	5.0@10V	uA
Typical Junction Capacitance at $V_R=0V$	$C_J$	50			pF
Typical Thermal Resistance	$R_{\theta JA}$	300			$^{\circ}C / W$
Operating Junction and Storage Temperature Range	$T_J$	-55 to +125			$^{\circ}C$



## SD103AW~SD103CW

### RATING AND CHARACTERISTIC CURVES

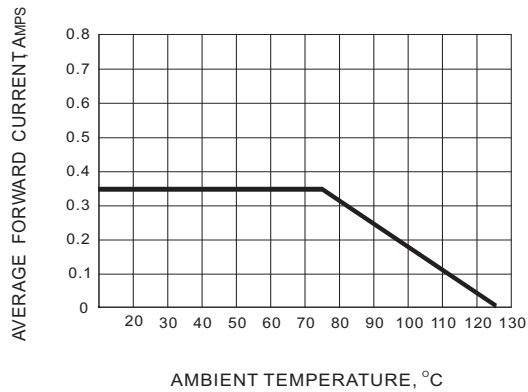


Fig.1 FORWARD CURRENT DERATING CURVE

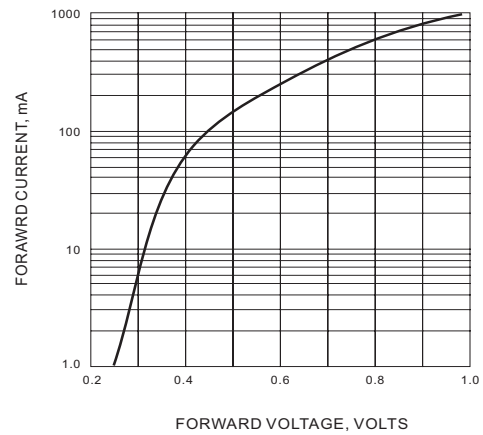


Fig.2 TYPICAL FORWARD CHARACTERISTIC

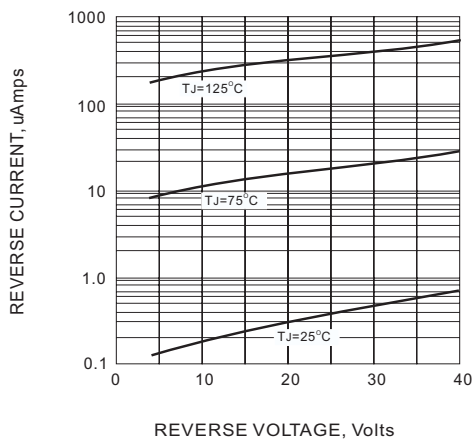


Fig.3 TYPICAL REVERSE CURRENT

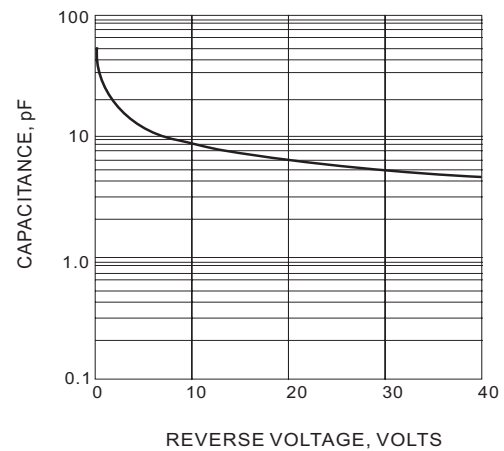
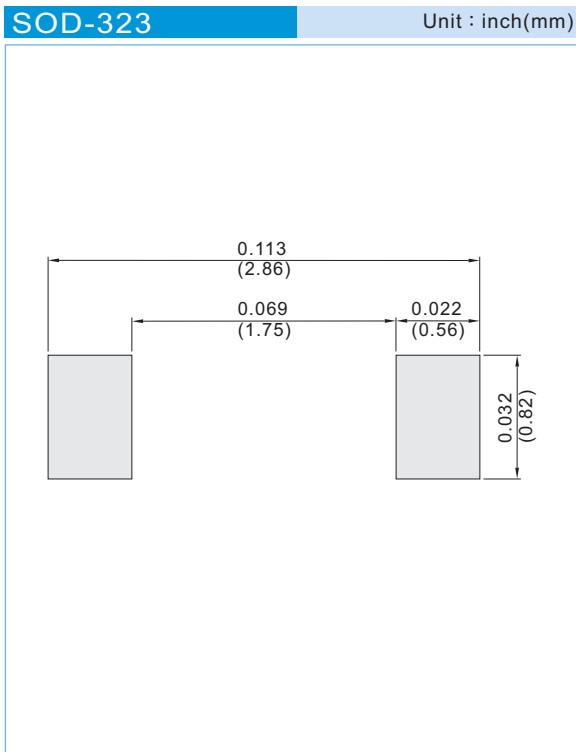


Fig.4 TYPICAL JUNCTION CAPACITANCE



## SD103AW~SD103CW

### MOUNTING PAD LAYOUT



### ORDER INFORMATION

- Packing information
  - T/R - 10K per 13" plastic Reel
  - T/R - 3K per 7" plastic Reel

### LEGAL STATEMENT

#### Copyright PanJit International, Inc 2012

The information presented in this document is believed to be accurate and reliable. The specifications and information herein are subject to change without notice. Pan Jit makes no warranty, representation or guarantee regarding the suitability of its products for any particular purpose. Pan Jit products are not authorized for use in life support devices or systems. Pan Jit does not convey any license under its patent rights or rights of others.