

6-292228-0 ✓ ACTIVE

## AMP Mini CT

TE Internal #: 6-292228-0

PCB Mount Header, Right Angle, Wire-to-Board, 10 Position, 1.5 mm [.059 in] Centerline, Fully Shrouded, Tin, Surface Mount, Signal, Black, AMP Mini CT

[View on TE.com >](#)



Connectors > PCB Connectors > PCB Headers & Receptacles



Connector System: **Wire-to-Board**

Number of Positions: **10**

Number of Rows: **1**

Centerline (Pitch): **1.5 mm [.059 in]**

PCB Mount Orientation: **Right Angle**

### Features

#### Product Type Features

|                                   |                       |
|-----------------------------------|-----------------------|
| Connector System                  | Wire-to-Board         |
| Header Type                       | Fully Shrouded        |
| Sealable                          | No                    |
| Connector & Contact Terminates To | Printed Circuit Board |
| PCB Connector Assembly Type       | PCB Mount Header      |

#### Configuration Features

|                       |             |
|-----------------------|-------------|
| Number of Positions   | 10          |
| Number of Rows        | 1           |
| PCB Mount Orientation | Right Angle |

#### Electrical Characteristics

|                   |        |
|-------------------|--------|
| Operating Voltage | 50 VAC |
|-------------------|--------|

#### Body Features

|                       |       |
|-----------------------|-------|
| Primary Product Color | Black |
|-----------------------|-------|

#### Contact Features

|                                                         |                 |
|---------------------------------------------------------|-----------------|
| Contact Mating Area Length                              | 2.4 mm[.095 in] |
| Mating Square Post Dimension                            | .5 mm[.02 in]   |
| PCB Contact Termination Area Plating Material Thickness | 1 µm[39.37 µin] |
| Contact Layout                                          | Inline          |



|                                                |                 |
|------------------------------------------------|-----------------|
| Contact Mating Area Plating Material Thickness | 1 µm[39.37 µin] |
| Contact Shape & Form                           | Square          |
| Contact Mating Area Plating Material Finish    | Matte           |
| PCB Contact Termination Area Plating Material  | Tin             |
| Contact Base Material                          | Brass           |
| Contact Mating Area Plating Material           | Tin             |
| Contact Type                                   | Pin             |
| Contact Current Rating (Max)                   | 2 A             |

### Termination Features

|                                             |               |
|---------------------------------------------|---------------|
| Square Termination Post & Tail Dimension    | .5 mm[.02 in] |
| Termination Method to Printed Circuit Board | Surface Mount |

### Mechanical Attachment

|                          |              |
|--------------------------|--------------|
| Mating Alignment Type    | Polarization |
| Mating Retention         | With         |
| PCB Mount Retention Type | Solder Peg   |
| Connector Mounting Type  | Board Mount  |
| Mating Alignment         | With         |
| PCB Mount Alignment      | Without      |
| PCB Mount Retention      | With         |

### Housing Features

|                    |                 |
|--------------------|-----------------|
| Housing Material   | Nylon 6T        |
| Centerline (Pitch) | 1.5 mm[.059 in] |

### Dimensions

|                             |                  |
|-----------------------------|------------------|
| Connector Length            | 19.5 mm[.767 in] |
| Connector Height            | 7.7 mm[.303 in]  |
| Connector Width             | 4.9 mm[.192 in]  |
| PCB Thickness (Recommended) | .8 mm[.031 in]   |

### Usage Conditions

|                             |                            |
|-----------------------------|----------------------------|
| Operating Temperature Range | -22 – 221 °C[-30 – 105 °F] |
|-----------------------------|----------------------------|

### Operation/Application

|                          |                      |
|--------------------------|----------------------|
| Assembly Process Feature | Pick and Place Cover |
| Circuit Application      | Signal               |



### Industry Standards

|                        |                       |
|------------------------|-----------------------|
| Agency/Standard        | CSA, UL               |
| Approved Standards     | CSA LR7189, UL E28476 |
| UL Flammability Rating | UL 94V-0              |

### Packaging Features

|                    |           |
|--------------------|-----------|
| Packaging Quantity | 700       |
| Packaging Type     | Box, Tape |

### Product Compliance

[For compliance documentation, visit the product page on TE.com>](#)

|                                               |                                                                                                                                 |
|-----------------------------------------------|---------------------------------------------------------------------------------------------------------------------------------|
| EU RoHS Directive 2011/65/EU                  | Compliant                                                                                                                       |
| EU ELV Directive 2000/53/EC                   | Compliant                                                                                                                       |
| China RoHS 2 Directive MIIT Order No 32, 2016 | No Restricted Materials Above Threshold                                                                                         |
| EU REACH Regulation (EC) No. 1907/2006        | Current ECHA Candidate List: JUNE 2023 (235)<br>Candidate List Declared Against: JUNE 2023 (235)<br>Does not contain REACH SVHC |
| Halogen Content                               | Not Low Halogen - contains Br or Cl > 900 ppm.                                                                                  |
| Solder Process Capability                     | Reflow solder capable to 245°C                                                                                                  |

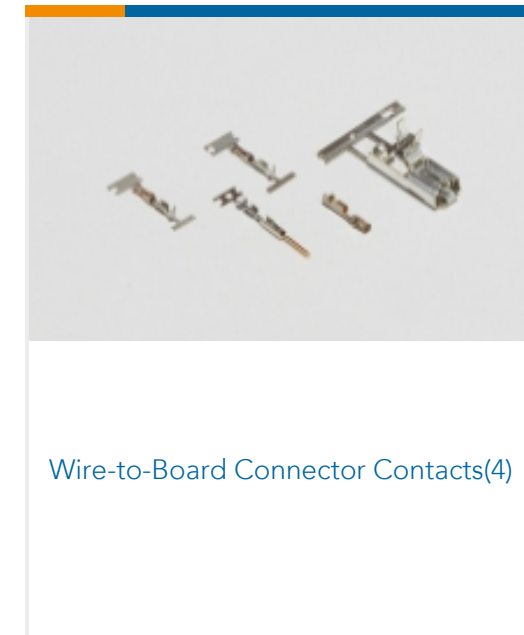
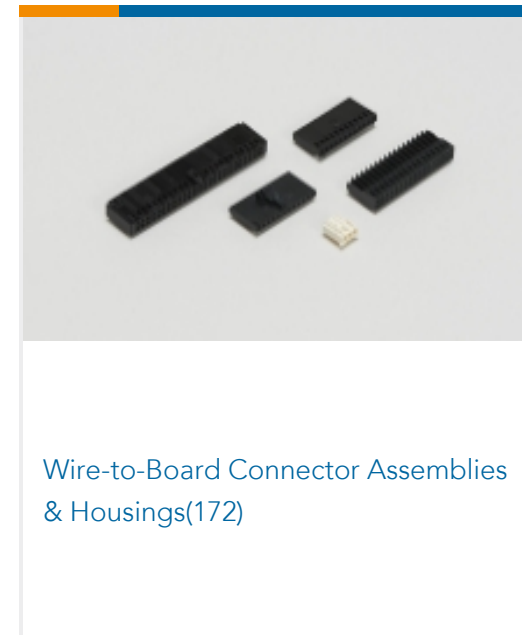

#### Product Compliance Disclaimer

This information is provided based on reasonable inquiry of our suppliers and represents our current actual knowledge based on the information they provided. This information is subject to change. The part numbers that TE has identified as EU RoHS compliant have a maximum concentration of 0.1% by weight in homogenous materials for lead, hexavalent chromium, mercury, PBB, PBDE, DBP, BBP, DEHP, DIBP, and 0.01% for cadmium, or qualify for an exemption to these limits as defined in the Annexes of Directive 2011/65/EU (RoHS2). Finished electrical and electronic equipment products will be CE marked as required by Directive 2011/65/EU. Components may not be CE marked. Additionally, the part numbers that TE has identified as EU ELV compliant have a maximum concentration of 0.1% by weight in homogenous materials for lead, hexavalent chromium, and mercury, and 0.01% for cadmium, or qualify for an exemption to these limits as defined in the Annexes of Directive 2000/53/EC (ELV). Regarding the REACH Regulation, the information TE provides on SVHC in articles for this part number is based on the latest European Chemicals Agency (ECHA) 'Guidance on requirements for substances in articles' posted at this URL: <https://echa.europa.eu/guidance-documents/guidance-on-reach>


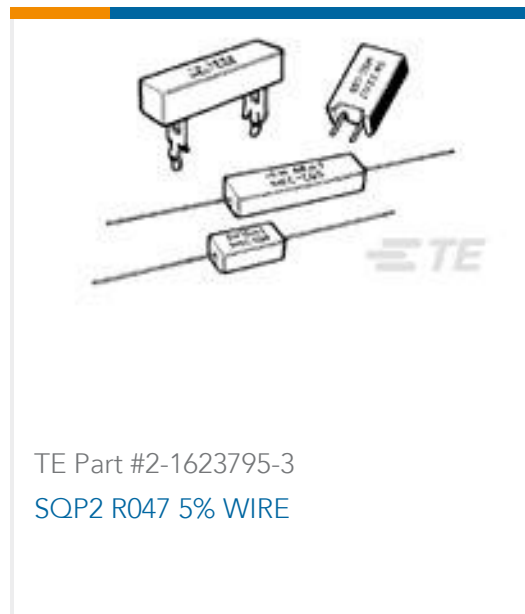
### Compatible Parts



Also in the Series | AMP Mini CT



Customers Also Bought



Documents

Product Drawings

1.5 MINI CT SGL H SMT W/O BOSS

English

CAD Files

3D PDF

3D



### Customer View Model

[ENG\\_CVM\\_CVM\\_6-292228-0\\_A1.2d\\_dxf.zip](#)

English

### Customer View Model

[ENG\\_CVM\\_CVM\\_6-292228-0\\_A1.3d\\_igs.zip](#)

English

### Customer View Model

[ENG\\_CVM\\_CVM\\_6-292228-0\\_A1.3d\\_stp.zip](#)

English

By downloading the CAD file I accept and agree to the [Terms and Conditions](#) of use.

### Product Specifications

[Application Specification](#)

English

### Agency Approvals

[UL](#)

English