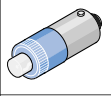





22mm Low-Cost Panel Mount LED Indicators

LED Lamp Replacement

Physical Characteristics		Electrical Characteristics	Polarity	Options
Part Number Example	BF321 C R3K	28V	BP	
Series / No. of LEDs	BF321 = 1 LED BF304 = 4 LED Cluster	LED/Chip Brightness Code	Std. Operating Voltage	BP = Bipolar (For DC Use Only) P = Center Contact Positive N = Center Contact Negative AC = AC Only
LED Lens Type	Clear	* (See Note No. 2)	DC AC	
		R3K = UL Red (660nm)	5/6V 120V	
		E3K = HE Red (626nm)	12/14V 240V	
		O3K = SP Orange (610nm)	24/28V	
		Y3K = SP Yel (595nm)	48V	
		AG6K = SP Green (525nm)	130V	
		B1K = SP Blue (470nm)		
		CW4K = Cool White		
		IW2K = Incand White		



BF321


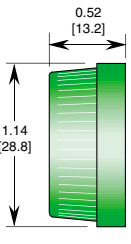


BF304

Flat Top LED for Wide Angle

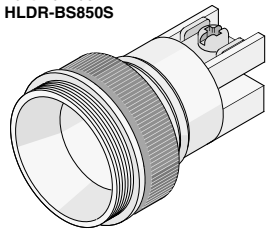
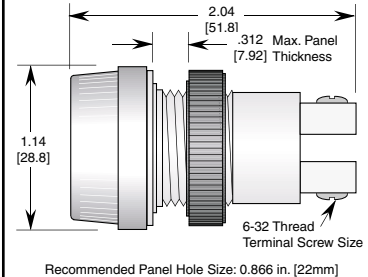
- Notes:**
1. Contact local representative to determine best style for each application
 2. LED brightness code determined by factory based on application*
 3. Not all possible combinations of color, voltage and polarity are available
 4. For best results, match LED lamp color with lens cap color
 5. Water clear lens (-CWF) will work with any color LED

Lens Cap Replacement


Part Number LENS-LCF850-CXF (X = choose color)	Dimensions	Lens Cap Part Number	Lens Type/Color
		LENS-LCF850-CRF	Clear Red ●
		LENS-LCF850-CAF	Clear Amber ●
		LENS-LCF850-CYF	Clear Yellow ●
		LENS-LCF850-CGF	Clear Green ●
		LENS-LCF850-CBF	Clear Blue ●
		LENS-LCF850-CWF	Water Clear ○

All dimensions in inches [millimeters]

Lamp Holder Replacement

Part Number HLDR-BS850S	Dimensions
	
	<p>Recommended Panel Hole Size: 0.866 in. [22mm]</p>

Application



- Application Notes:**
- 1 LED lamp assembly recommended for low, ambient light conditions.
 - 4 LED lamp assembly recommended for sunlight-visible light conditions.



Log # 091B Rev 12-99