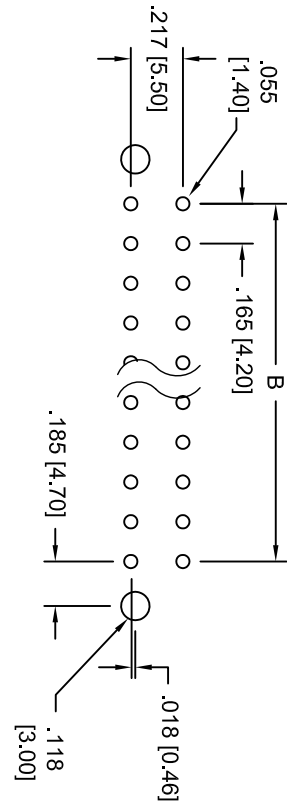
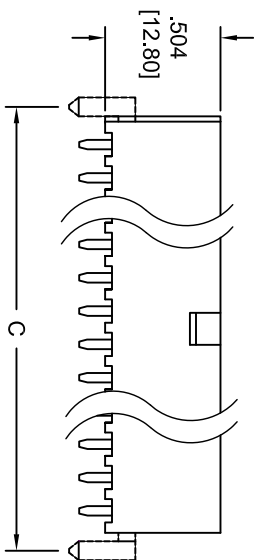
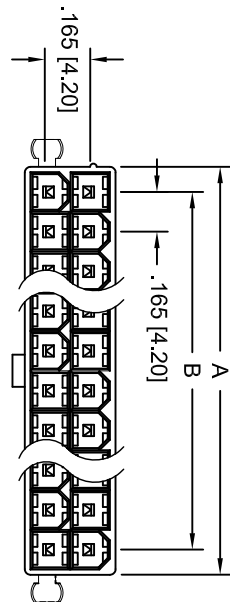


Rev	AWO #	Description	Date	Appr
-		RELEASED	12/31/10	

APPROVED: _____
 DATE: _____ TITLE: _____



RECOMMENDED PCB LAYOUT

A = .165 [4.20] x No. of Spaces + .213 [5.40]
 B = .165 [4.20] x No. of Spaces
 C = .165 [4.20] x No. of Spaces + .370 [9.398]

SPECIFICATIONS:

Material: Insulator: Nylon 66, rated UL 94V-0
 Insulator color: White
 Contacts: Brass
 Plating: 30u" Gold flash over Nickel underplate on contact, Tin over Copper underplate on tails.

Electrical: Operating voltage: 250 VAC max
 Current rating: 9 Amps max
 Insulation resistance: 1000 Mohms min @ 500 VDC
 Dielectric withstanding voltage: 1500 VAC for 1 minute

Temperature Rating: Operating temperature: -40°C to +125°C
 Environmental: Lead free, RoHS compliant.
 Recommended soldering temp: 260°C for 5 sec.



ADAM TECH

909 Rahway Avenue, Union, NJ 07083
 Phone: 908-687-5000 Fax: 908-687-5710

TITLE: STRAIGHT HOUSING, MALE TERMINAL
 PCB MOUNT WITH PEGS, 30u" SEL. GOLD PLATED

UNLESS OTHERWISE SPECIFIED ALL DIMENSIONS ARE INCHES [MM]		TOLERANCES: EXCEPT AS NOTED	
INCHES		HOLE SIZE	
.X	± .10	Ø.XX	± .10
.XX	± .020	Ø.XXX	± .015
.XXX	± .015	Ø.XXXX	± .010
APPROVALS			
DRAWN	AY	DATE	12/31/10
CHECKED	JL	DATE	12/31/10
APPROVED		DATE	
SIZE	PART NO.	REV.	
X	DMF-XX-S-P-SG-30-V0		
REF:	S00016T	SCALE:	NIS
SHEET 1 OF 1			

6

5

4

3

2

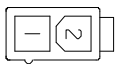
1

Rev	AWO #	Description	Date	Appr
		SEE SHT 1 OF 2 FOR REVISION		

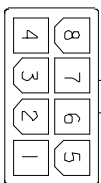
APPROVED: _____

DATE: _____ TITLE: _____

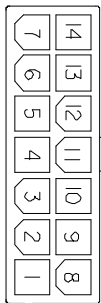
2 POSITION



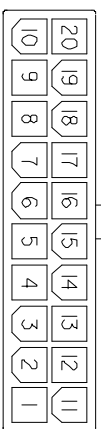
8 POSITION



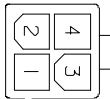
14 POSITION



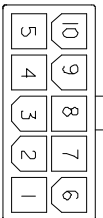
20 POSITION



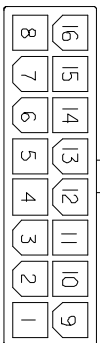
4 POSITION



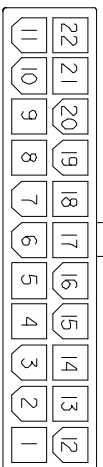
10 POSITION



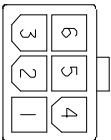
16 POSITION



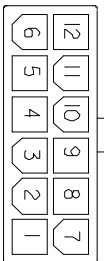
22 POSITION



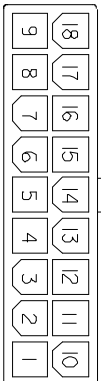
6 POSITION



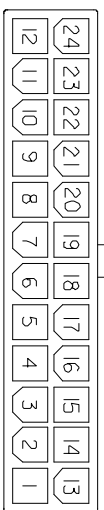
12 POSITION



18 POSITION



24 POSITION



ADAM TECH

909 Rahway Avenue, Union, NJ 07083
 Phone: 908-687-5000 Fax: 908-687-5710

TITLE: STRAIGHT HOUSING, MALE TERMINAL
 PCB MOUNT WITH PEGS, 30U" SEL GOLD PLATED

UNLESS OTHERWISE SPECIFIED ALL DIMENSIONS ARE INCHES [MM]		TOLERANCES: EXCEPT AS NOTED	
INCHES		HILES	
.X ± .10	ØX ± .10		
.XX ± .020	ØXXX ± .015		
.XXX ± .015	ØXXXX ± .010		
APPROVALS	DATE		
DRAWN AY	12/31/10		
CHECKED JL	12/31/10		
APPROVED			
REF: S0006T	SCALE: NTS	SHEET 2 OF 2	

A

B

C

D

A

B

C

D

6

5

4

3

2

1