





FPIR32 MPIR40 KPIR50

MINIBRIDGE[®]

FAST RECOVERY, 32, 40 and 50 AMPERES



INTEGRALLY MOLDED
HEAT SINKS
PROVIDE VERY LOW
THERMAL RESISTANCE



This mark indicates recognition under the component program of Underwriters Laboratories, inc.

Our unique case construction enables the closer molding of integrated heat sink to the active components for a superior thermal transfer and lower junction temperatures.

SERIES	50V	100V	200V	400V	600V	800V	1000V
FPIR SERIES	FPIR 3205	FPIR 3210	FPIR 3220	FPIR 3240	FPIR 3260	FPIR 3280	FPIR 32100
MPIR SERIES	MPIR 4005	MPIR 4010	MPIR 4020	MPIR 4040	MPIR 4060	MPIR 4080	MPIR 40100
KPIR SERIES	KPIR 5005	KPIR 5010	KPIR 5020	KPIR 5040	KPIR 5060	KPIR 5080	KPIR 50100

ELECTRICAL CHARACTERISTICS PER LEG (at T _A =25 °C Unless Otherwise Specified)	SERIES			UNITS
	FPIR 32	MPIR 40	KPIR 50	
Average Output Current, I _o @ T _c (Fig.1)	32	40	50	Amp
Max.Forward Voltage Drop, V _f @ I _F =12A (300 μsec pulse)	1.4	1.4	1.4	Volts
Max.DC Reverse Current @ PRV and 25 °C, I _R	10	10	15	μA
Max.DC Reverse Current @ PRV and 100°C, I _R	100	100	150	μA
Max.Peak Surge Current, I _{FSM} (8.3ms) (Fig.2)	240	320	900	Amp
Max. Reverse Recovery Time, T _{rr} (Fig.3)	250	250	250	ns.
Storage Temperature Range, T _{STG}	-55 to+150			°C
Ambient Operating Temperature Range, T _A	-55 to+150			°C
Thermal Resistance (Total Bridge), R _{θj-c}	1.5 typ.	1.2 typ.	0.8 typ.	°C/W

EDI reserves the right to change these specifications at any time without notice.

FPIR32 MPIR40 KPIR50

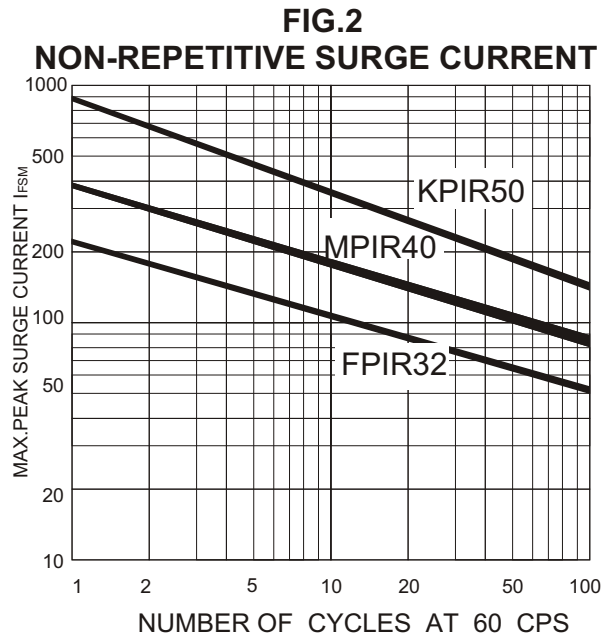
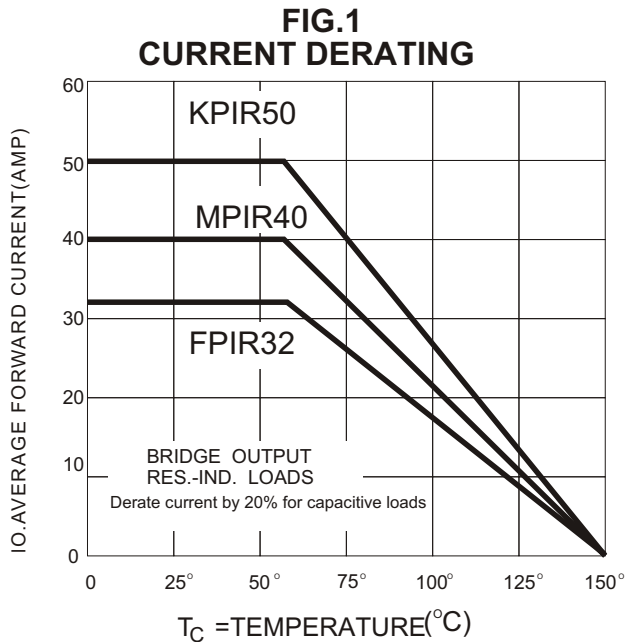
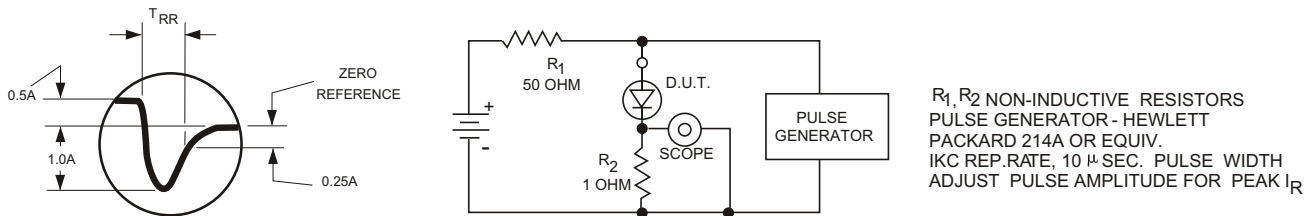
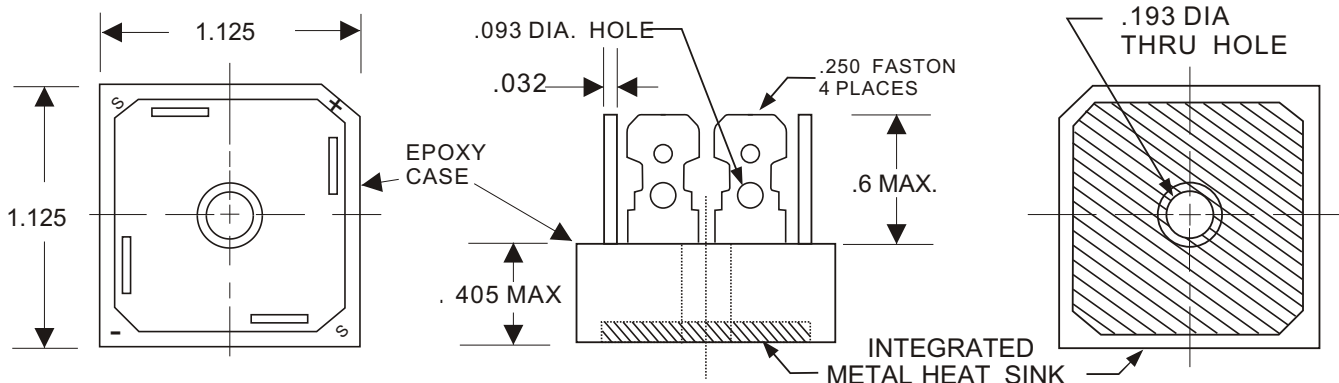


FIG. 3 REVERSE RECOVERY TEST METHOD



MPIR40 and FPIR32 MECHANICAL OUTLINE

Dielectric test voltage 2500 volts rms, max. 50-60Hz



1. Corrosion resistant terminals designed for .250 female quick connector, wraparound or solder.
2. A thin film of silicone thermal compound is recommended between the Minibridge® case and mounting surface for improved thermal conduction.
3. Higher dielectric strengths available. Consult factory.

NOTE Maximum lead and terminal temperature for soldering, 3/8 inch from case, 5 seconds at 250 °C

ELECTRONIC DEVICES, INC. DESIGNERS AND MANUFACTURERS OF SOLID STATE DEVICES SINCE 1951.
21 GRAY OAKS AVENUE * YONKERS, NEW YORK 10710 914-965-4400 * FAX 914-965-5531 * 1-800-678-0828
e-mail:sales@edidiodes.com * website: http://www.edidiodes.com